


# OPERATOR'S FLIGHT SAFETY HANDBOOK



**ISSUE 2  
DECEMBER 2001**

AIRBUS INDUSTRIE



Proactive Monitoring

**THIS PAGE INTENTIONALLY LEFT BLANK**

**CEO STATEMENT ON  
CORPORATE SAFETY CULTURE COMMITMENT**

## **CORE VALUES**

Among our core values, we will include:

- Safety, health and the environment
- Ethical behaviour
- Valuing people

## **FUNDAMENTAL BELIEFS**

Our fundamental safety beliefs are:

- Safety is a core business and personal value
- Safety is a source of our competitive advantage
- We will strengthen our business by making safety excellence an integral part of all flight and ground activities
- We believe that all accidents and incidents are preventable
- All levels of line management are accountable for our safety performance, starting with the Chief Executive Officer (CEO)/Managing Director

## **CORE ELEMENTS OF OUR SAFETY APPROACH**

The five core elements of our safety approach include:

### **Top Management Commitment**

- Safety excellence will be a component of our mission
- Senior leaders will hold line management and all employees accountable for safety performance
- Senior leaders and line management will demonstrate their continual commitment to safety

### **Responsibility & Accountability of All Employees**

- Safety performance will be an important part of our management/employee evaluation system
- We will recognise and reward flight and ground safety performance
- Before any work is done, we will make everyone aware of the safety rules and processes as well as their personal responsibility to observe them

### **Clearly Communicated Expectations of Zero Incidents**

- We will have a formal written safety goal, and we will ensure everyone understands and accepts that goal
- We will have a communications and motivation system in place to keep our people focused on the safety goal

### Auditing & Measuring for Improvement

- Management will ensure regular conduct safety audits are conducted and that everyone will participate in the process
- We will focus our audits on the behaviour of people as well as on the conditions of the operating area
- We will establish both leading and trailing performance indicators to help us evaluate our level of safety

### Responsibility of All Employees

- Each one of us will be expected to accept responsibility and accountability for our own behaviour
- Each one of us will have an opportunity to participate in developing safety standards and procedures
- We will openly communicate information about safety incidents and will share the lessons with others
- Each of us will be concerned for the safety of others in our organisation

### **THE OBJECTIVES OF THE SAFETY PROCESS**

- **ALL** levels of management will be clearly committed to safety.
- We will have clear employee safety metrics, with clear accountability.
- We will have open safety communications.
- We will involve everyone in the decision process.
- We will provide the necessary training to build and maintain meaningful ground and flight safety leadership skills.
- **The safety of our employees, customers and suppliers will be a Company strategic issue .**

(Signed)

\_\_\_\_\_  
**CEO/Managing Director/or as appropriate**

THIS PAGE INTENTIONALLY LEFT BLANK

# **TABLE OF CONTENTS**

	<i><u>PAGE</u></i>
<b><u>CORPORATE SAFETY CULTURE COMMITMENT STATEMENT</u></b>	i
<b><u>FOREWORD</u></b>	ix
<b><u>PROLOGUE – LAYOUT OF THE MANUAL</u></b>	
P.1 PARAGRAPH NUMBERING	xi
P.2 HEADINGS & EMPHASIS	xi
P.3 POSITION NAMES & TITLES	xi
<b><u>SECTION 1 – INTRODUCTION</u></b>	
1.1 OBJECTIVE	1-1
1.2 BACKGROUND	1-1
1.3 SCOPE	1-2
<b><u>SECTION 2 – ORGANIZATION &amp; ADMINISTRATION</u></b>	
2.1 EXECUTIVE COMMITMENT	2-1
2.2 ELEMENTS OF A SAFETY MANAGEMENT SYSTEM	2-2
2.2.1 MANAGEMENT COMMITMENT	2-2
2.2.2 EMPLOYEE REQUIREMENTS/ACTION	2-2
2.2.3 CORPORATE SAFETY RESPONSIBILITIES	2-3
2.2.4 SAFETY MANAGEMENT POLICY DOCUMENT	2-4
2.3 ORGANIZATIONAL STRUCTURES	2-4
2.3.1 ACCOUNTABLE MANAGER - DEFINITION	2-4
2.3.2 EXAMPLES OF FLIGHT OPERATIONS MANAGEMENT ORGANISATION	2-5
2.4 SAFETY POLICIES, STANDARDS, AND PROCEDURES	2-6
2.5 FLIGHT SAFETY OFFICER – JOB DESCRIPTION	2-7
2.5.1 OVERALL PURPOSE	2-7
2.5.2 DIMENSION	2-7
2.5.3 NATURE & SCOPE	2-7
2.5.4 QUALIFICATIONS	2-8
2.5.5 AUTHORITY	2-8
2.5.6 TRAINING	2-8
2.5.7 FLIGHT SAFETY OFFICER TERMS OF REFERENCE	2-9
2.6 RESPONSIBILITY & ACCOUNTABILITY	2-10
2.7 RECRUITING, RETENTION, DEVELOPMENT OF SAFETY PERSONNEL	2-11
2.8 SAFETY TRAINING & AWARENESS	2-11
2.8.2 MANAGEMENT SAFETY AWARENESS & TRAINING	2-12
2.8.3 FUNDAMENTALS OF TRAINING IMPLEMENTATION	2-12

**SECTION 3 – SAFETY PROGRAM ACTIVITIES**

3.1	INTRODUCTION	3-1
3.2	OBJECTIVES & DESCRIPTIONS	3-1
3.3	COMPANY FLIGHT SAFETY COMMITTEE	3-1
	3.3.3 MEMBERSHIP	3-2
	3.3.4 MANAGING THE COMMITTEE	3-2
	3.3.5 AGENDA	3-3
	3.3.6 SUMMARY	3-3
3.4	HAZARD REPORTING	3-4
3.5	IMMUNITY BASED REPORTING	3-7
	3.5.5 CONFIDENTIAL REPORTING PROGRAMS	3-7
	3.5.6 OCCURRENCE REPORTING SCHEMES	3-7
3.6	COMPLIANCE & VERIFICATION (QUALITY SYSTEM)	3-9
3.7	SAFETY TRENDS ANALYSIS	3-9
3.8	FOQA COLLECTION/ANALYSIS	3-10
	3.8.5 BENEFITS OF A FOQA PROGRAM	3-11
	3.8.6 FOQA IN PRACTICE	3-11
	3.8.7 IMPLEMENTING A FOQA PROGRAM	3-12
	3.8.7 US FAA FOQA PROGRAM	3-12
	3.8.9 FOQA SUMMARY	3-13
	3.8.10 FLIGHT DATA RECORDER (FDR) COLLECTION/ANALYSIS	3-13
3.9	DISSEMINATION OF FLIGHT SAFETY INFORMATION	3-14
3.10	LIAISON WITH OTHER DEPARTMTENTS	3-18

**SECTION 4 – HUMAN FACTORS**

4.1	GENERAL	4-1
4.2	THE MEANING OF HUMAN FACTORS	4-1
	4.2.1 HUMAN ERROR	4-1
	4.2.2 ERGONOMICS	4-1
	4.2.3 THE SHEL MODEL	4-1
4.3	THE AIM OF HUMAN FACTORS IN AVIATION	4-3
4.4	SAFETY & EFFICIENCY	4-4
4.5	FACTORS AFFECTING AIRCREW PERFORMANCE	4-5
4.6	PERSONALITY VS. ATTITUDE	4-6
4.7	CREW RESOURCE MANAGEMENT (CRM)	4-7

**SECTION 5 – ACCIDENT/INCIDENT INVESTIGATIONS & REPORTS**

5.1	DEFINITIONS	5-1
5.2	POLICY	5-2
5.3	OBJECTIVES	5-2
5.4	INCIDENT/ACCIDENT NOTIFICATION	5-2
	5.4.1 INCIDENT NOTIFICATION & INVESTIGATION	5-2
	5.4.2 ACCIDENT NOTIFICATION & INVESTIGATION	5-3
5.5	ACCIDENT/INCIDENT GROUP FLOWCHART & LIST OF RESPONSIBILITIES	5-5
5.6	INCIDENT/ACCIDENT INVESTIGATION PROCEDURE	5-5
5.7	PREPARATION	5-6



5.8	ACCIDENT INVESTIGATION REPORT	<u>PAGE</u> 5-7
5.9	ACCIDENT INVESTIGATOR'S KIT	5-9

## **SECTION 6 – EMERGENCY RESPONSE & CRISIS MANAGEMENT**

6.1	GENERAL	6-1
6.2	RESPONSIBILITIES	6-2
6.3	EXAMPLE OF A COMPANY EMERGENCY RESPONSE ORGANISATION	6-3
6.4	RESPONSE GUIDELINES	6-4
6.5	CORPORATE ACCIDENT RESPONSE TEAM GUIDELINES: "C.A.R.E"	6-5
6.6	SMALL ORGANISATION EMERGENCY RESPONSE	6-5
	6.6.1 SENIOR EXECUTIVE	6-5
	6.6.2 LEGAL REPRESENTATIVE	6-6
	6.6.3 PRESERVATION OF EVIDENCE	6-6
	6.6.4 AVIATION INSURANCE CLAIMS SPECIALIST	6-6
	6.6.5 HUMAN RESOURCES SPECIALIST	6-6
	6.6.6 PUBLIC RELATIONS REPRESENTATIVE	6-7
6.7	SECTION 6 NOTES	6-8

## **SECTION 7 – RISK MANAGEMENT**

7.1	DEFINITIONS	7-1
7.2	THE TRUE COST OF RISK	7-1
7.3	RISK PROFILES	7-3
7.4	SUMMARY	7-4
7.5	DECISION MAKING	7-4
7.6	COST/BENEFIT CONSIDERATION	7-5

## **SECTION 8 – ORGANIZATIONAL EXTENSIONS**

8.1	SAFETY PRACTICES OF CONTRACTORS, SUBCONTRACTORS, & OTHER THIRD PARTIES	8-1
8.2	SAFETY PRACTICES OF PARTNERS	8-2

## **SECTION 9 – CABIN SAFETY**

9.1	SCOPE	9-1
9.2	CABIN SAFETY INVESTIGATOR	9-2

## **APPENDICES**

APPENDIX A: EXAMPLE FORMS & REPORTS

APPENDIX B: REFERENCE MATERIAL & SOURCES OF INFORMATION

APPENDIX C: ANALYTICAL METHODS & TOOLS

APPENDIX D: SAFETY SURVEYS & AUDITS

APPENDIX E: RISK MANAGEMENT PROCESS

APPENDIX F: CORPORATE ACCIDENT RESPONSE TEAM GUIDELINE EXPAMPLE

APPENDIX G: HANDBOOK SOURCE MATERIAL

APPENDIX H: HANDBOOK FEEDBACK FORM

## **INDEX**

## FOREWORD

### **ACKNOWLEDGEMENT OF CONTRIBUTORS**

The GAIN Programme would like to especially recognise the contribution by **Airbus Industrie**, whose "*Flight Safety Manager's Handbook*" was used as the foundation for this document. The GAIN Programme would also like to gratefully acknowledge the efforts of all the members of Working Group A, Aviation Operators Safety Practices, in the development of this document, as well as the following organisations for their outstanding dedication to improving aviation safety through the development of this handbook and/or contribution of source material.

#### Developers & Contributors:

**ABACUS TECHNOLOGY CORPORATION**  
**AIR SAFETY MANAGMENT**  
**AIRBUS INDUSTRIE**  
**AVIATION RESEARCH, INC.**  
**BRITISH MIDLAND**  
**BUREAU OF AIR SAFETY INVESTIGATION AUSTRALIA**  
**CIVIL AVIATION AUTHORITY AUSTRALIA**  
**DELTA AIR LINES**  
**FEDERAL AVIATION ADMINISTRATION OFFICE OF SYSTEM SAFETY**  
**FLIGHT SAFETY FOUNDATION**  
**GEMINI AIR CARGO**  
**GULF AIR**  
**MIDDLE EAST AIRLINES**  
**NASA AVIATION SAFETY PROGRAM**  
**SOUTH AFRICAN AIRWAYS**  
**SWISSAIR**  
**TAM BRAZILIAN AIRLINES**  
**UNITED KINGDOM FLIGHT SAFETY COMMITTEE**  
**UNITED STATES AVIATION INSURANCE GROUP**

In addition, GAIN Working Group A would like to gratefully acknowledge the following organisations for providing a valuable review to the Handbook during its' development.

#### Independent & Corporate/Academic Review Team Members:

**AER LINGUS**  
**DUPONT AVIATION**  
**JETBLUE AIRWAYS**  
**NATIONAL BUSINESS AVIATION ASSOCIATION**  
**SAUDI ARABIAN AIRLINES**  
**UNITED AIRLINES**  
**UNIVERSITY OF SOUTHERN CALIFORNIA**

THIS PAGE INTENTIONALLY LEFT BLANK

# PROLOGUE

## LAYOUT OF THE MANUAL

### *P.1 PARAGRAPH NUMBERING*

P.1.1 A decimal section and paragraph numbering system is used for ease of reference. A List of Sections and an alphabetical index of subjects is provided.

### *P.2 HEADINGS & EMPHASIS*

P.2.1 Main headings are displayed in **BLUE/BOLD CAPITALS**. Sub headings and statements/notes requiring emphasis appear in **Blue/Bold Upper** and **Lower Case** letters.

### *P.3 POSITION NAMES & TITLES*

P.3.1 The terms used for position names and/or titles are typical and commonly found within the aviation industry. These terms may vary among various operators.

THIS PAGE INTENTIONALLY LEFT BLANK

## SECTION 1 - INTRODUCTION

### ***1.1 OBJECTIVE***

- 1.1.1** This handbook is intended to serve as a guide for the creation and operation of a flight safety function within an operator's organisation. This handbook is specifically oriented and focused on the impact of safety considerations as they apply to air operations. It also acknowledges the importance of the development of safety practices in all areas of the organisation. The handbook also includes reference and guidance to areas that may not have been historically included in the safety department, such as Emergency Response and Crisis Management. The Working Group strongly emphasises the importance of independence and authority of the safety function in each organisation. Recognising that the final structure of the safety element will reflect the culture of the organisation, the Working Group urges that the Flight Safety Officer report directly to the Chief Executive Officer (CEO) and be empowered to positively effect safety integration throughout the organisation.
- 1.1.2** The overall objective of the Global Aviation Information Network (GAIN) Programme is to promote and facilitate the voluntary collection and sharing of safety information by and among users in the international aviation community.

### ***1.2 BACKGROUND***

- 1.2.1** This *Operator's Flight Safety Handbook* was developed by the Aviation Operator's Safety Practices Working Group of the Global Aviation Information Network (GAIN) initiative as a derivation of the Airbus Industrie *Flight Safety Manager's Handbook*. This document has been developed by subject matter experts from the organisations listed in the Foreword of this document as necessary to be compatible with the philosophy, practices, and procedures of the organisation. Where possible, alternative practices and procedures in current use are also shown. This is *not* a regulatory-approved document and its contents do not supersede any requirements mandated by the State of Registry of the operator's aircraft, nor does it supersede or amend the manufacturer's type-specific aeroplane flight manuals, crew manuals, minimum equipment lists, or any other approved documentation. This handbook is provided for guidance purposes only. The Working Group does not accept any liability whatsoever for incidents arising from the use of the guidance contained in this document.
- 1.2.2** The important elements of an effective safety programme are:
- Senior management commitment to the company safety programme
  - Appointment of a Flight Safety Officer reporting directly to the CEO
  - Encouragement of a positive safety culture
  - Establishment of a safety management structure
  - Hazard identification and risk management
  - On-going hazard reporting system
  - Safety audits and assessment of quality or compliance

- Accident and incident reporting and investigation
- Documentation
- Immunity-based reporting systems
- Implementation of a Digital Flight Data Recorder information collection system
- The exchange of valuable “Lessons Learned” with manufactures and other airlines
- Safety training integration into the organisation's training syllabi
- Human factors training for all personnel
- Emergency response planning
- Regular evaluation and ongoing fine tuning of the programme

1.2.3 For further information or to submit comments and/or suggestions related to this handbook, please contact:

*GAIN Aviation Operator Safety Practices Working Group*  
 Email: [GAINweb@abacustech.com](mailto:GAINweb@abacustech.com)  
<http://www.gainweb.org>

1.2.4 This handbook should be read, where appropriate, in conjunction with:

- The Airbus Industrie Operations Policy Manual, Chapters 2.03 (Accident Prevention) and 11.00 (Handling of Accidents and Occurrences)
- Boeing’s Safety Program Model
- JAR-OPS 1 (European Joint Aviation Regulations - Commercial Air Transport [Aeroplanes]) and JAR 145 (Maintenance)
- United States Federal Regulations in all parts applicable to the type of operation
- The ICAO Convention relevant annexes
- The operator’s own Operations Policy Manuals/Flight Operations Manual, as appropriate

### ***1.3 SCOPE***

1.3.1 The methods and procedures described in this handbook have been compiled from experience gained in the successful development and management of flight safety programmes in commercial airlines and corporate and cargo operations, as well as proven resources from governments, manufacturers and various other aviation organisations.

1.3.2 The aim of this handbook is to assist an operator in developing an effective safety programme and/or allow an existing flight safety organisation to further refine and improve its existing programme.



## **SECTION 2 - ORGANISATION & ADMINISTRATION**

*Note: This handbook is intended to serve as a guide for the creation and operation of a flight safety function within the structure of an operator's organisation. The Working Group is fully cognisant that the final structure of the safety element will reflect the culture of the organisation, but the Flight Safety Officer must be empowered to positively effect safety integration within this structure.*

### **2.1 EXECUTIVE COMMITMENT**

2.1.1 A safety programme is essentially a co-ordinated set of procedures for effectively managing the safety of an operation. It is more than just safe operating practices. It is a total management programme. Top management sets the safety standards. The Chief Executives or managers should:

- Specify the company's standards
- Ensure that everyone knows the standards and accepts them
- Make sure there is a system in place so that deviations from the standard are recognised, reported, and corrected.

2.1.2 The Company must maintain its standards through the support of the Flight Safety department. This requires that the staff are involved in developing the standards, responsibilities are made clear, and all staff consistently work to the standards.

The ultimate responsibility for safety rests with the directors and management of the Company. The Company's attitude to safety—the Company's *safety culture*—is established from the outset by the extent to which senior management accepts responsibility for safe operations, particularly the proactive management of risk. Regardless of the size, complexity, or type of operation, senior management determines the Company's safety culture. However, without the wholehearted commitment of all personnel, any safety programme is unlikely to be effective.

2.1.3 There will always be hazards, both real and potential, associated with the operation of any aircraft. Technical, operational and human failures induce the hazards. The aim of every flight safety programme therefore is to address and control them. This is achieved through the establishment of a safety programme (refer to Section 3) which ensures the careful recording and monitoring of safety-related occurrences for adverse trends in order to prevent the recurrence of similar incidents which could lead to an aircraft accident.

2.1.4 In some States the regulatory authority may require any commercial aircraft operator to nominate an individual to co-ordinate the Company's flight safety programme. This task is sometimes allocated to a pilot, flight engineer or ground engineer who acts in the capacity of Flight Safety Officer as a secondary duty. The effectiveness of this arrangement can vary, depending on the amount of time available to carry out the secondary duty and the operational style of the Company. It is best accomplished by the appointment of a full-time Flight Safety Officer whose responsibility is to promote safety awareness and ensure that the prevention of aircraft accidents is the priority throughout all divisions and departments in the organisation.

- 2.1.5 The Company's Policy Manual should contain a signed statement by the accountable manager (usually the CEO) which specifies the Company's safety commitment in order to give the manual credence and validation

## ***2.2 ELEMENTS OF A SAFETY MANAGEMENT SYSTEM***

### ***2.2.1 Management Commitment***

2.2.1.1 An operator's commitment to safety is reflected in corporate values, mission, strategy, goals and policy. Ultimate responsibility, authority and accountability for the safety management process lie with the Chairman, President and Chief Executive Officer (CEO). Each divisional vice president has the final responsibility, authority, and accountability for the safety process in their division. The responsibility, authority, and accountability to carry out the daily safety function are managed by this officer along organisational lines within the department(s) or by special assignment. Corporate workplace safety and health management is accomplished using the following mechanisms and recognised business practices:

- The three-year strategic business planning process, i.e. mission, strategies, goals, and initiatives
- The annual business and operating plan process
- The establishment of specific safety performance measurements by each operating division.
- Inclusion of safety responsibility in each manager's job description and performance review.
- Naming of specific individuals responsible to achieve divisional/departmental safety initiatives.
- Requiring each location within an operational division to develop, maintain and implement a written Workplace Safety Business Plan.
- Establishing procedures that address the location's contractor exposures.
- Establishing a continuous improvement process, which utilises a safety team or safety improvement team format within each operational division.

### ***2.2.2 Employee Requirements/Action***

2.2.2.1 Each employee is responsible and personally accountable for:

- Performing only those technical functions for which they are trained
- Observing/following/supporting established safety and health policies, practices, procedures and operational requirements
- Notifying management of unsafe conditions directly or through anonymous procedures; other divisional and local methods are encouraged
- Operating only that equipment on which they have been trained and are qualified to operate
- Using required personal protective equipment as trained
- Availing oneself of safety and health training
- Following the established procedures to acquire, use and dispose of chemicals
- Keeping work areas free of recognised hazards

- Reporting occupational injuries and illnesses and aircraft damage in accordance with Company policy

### 2.2.3 Corporate Safety Responsibilities

2.2.3.1 The Corporate Safety group is responsible for ensuring that the safety and health management process is established, communicated, implemented, audited, measured and continuously improved for the corporation and divisional key customers. This will be accomplished via the following:

- Preparing and maintaining a Corporate Safety Manual
- Serving as a safety and health resource for all operational divisions and employees
- Assisting with the organisation/development of written Workplace Safety Business Plans
- Assisting with the three-year and annual divisional planning processes, e.g., safety performance goals
- Maintaining the official Company safety management information database
- Providing human factors expertise and program development
- Providing consulting services on regulatory compliance issues
- Providing ergonomics consulting and workplace safety training
- Providing regular safety communication through corporate and divisional news media
- Providing industrial hygiene services
- Establish and maintain the chemical safety management process
- Support continuous safety improvement programs
- Provide emergency management tools and consulting services
- Maintain operating business partner safety relationships

***Important Note: Within an operator's organisation, the complimentary but different aspects of Flight Safety (including airworthiness) and Health and Safety management must both be considered. Many of the principles of safety management are common to both areas, but this document deals with flight safety only.***

2.2.3.2 Managers can only achieve their results through the efforts of their staff. An effective safety management system requires commitment from both the staff and management, but this can only be achieved if the managers provide the necessary leadership and motivation. This is true at all levels of management, but it is essential that the process is led by the CEO. The management's commitment to safety is fundamental and must be readily visible at all levels. Every opportunity for actively demonstrating this commitment to safety should be taken.

2.2.3.3 Safety management standards should be set which clearly allocate responsibilities. To provide a focus for the detail of the safety management system, a senior manager, (the custodian of the system), should be tasked with this responsibility and trained in safety management to provide guidance in the development of the safety programme. Monitoring of performance levels against the agreed standards is vital to ensure that the objectives are achieved. Managers should set a positive example in safety matters at all times.

2.2.3.4 Continued reduction in accidents and serious incidents has been achieved by companies that lead the world in safety management and which have adopted safe working procedures. Safe working procedures must be combined with disciplined behaviour to minimise accidents and serious incidents. Sustained leadership and motivation is required to achieve this often difficult aim. Effective leadership at all levels of management can focus the attention of all employees on the need to develop the right attitude and pride in the safe operation of the Company.

#### 2.2.4 Safety Management Policy Document

2.2.4.1 This document should be customised and signed by the CEO or Managing Director and may be integrated within the Quality Manual. The document should include:

##### Company Safety Principles

- Safety Objectives
- Arrangements for the achievement of Safety Objectives
- Flight Safety Policy
- Health and Safety Policy
- Quality Policy
- Corporate and Safety Standards

##### Provisions of Flight Safety Services

- Management responsibilities
- Production of Safety Cases
- Review, Verification and Revision of Safety Cases with changing structure of business
- Regular provision of information to the Board and Management
- Monitoring and Auditing of Safety
- Safety Management Guide
- Initial and Recurrent Training
- Improvement of Safety Culture
- Emergency Planning
- Ownership and Liabilities
- Director's responsibilities
- Interface with the regulatory authorities
- Third Party Liabilities

##### Arrangements for technical support

- Use of contractors

### **2.3 ORGANIZATIONAL STRUCTURES**

#### 2.3.1 Accountable Manager - Definition

The person acceptable to the State's regulatory authority who has corporate authority for ensuring that all operations and maintenance activities can be financed and carried out to the standard required by the Authority, and any additional requirements defined by the operator.

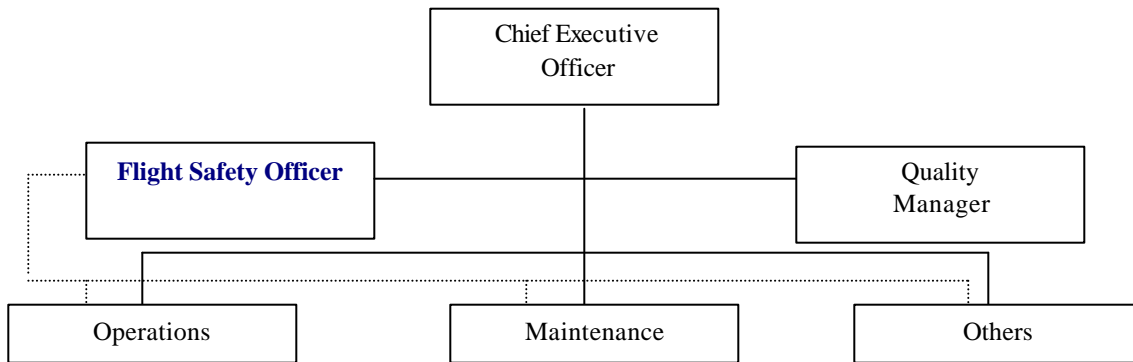
2.3.1.1 The responsibilities and authority of the Flight Safety Officer and the Chief Pilot must be clear and understood to prevent conflict. The Flight Safety Officer should report directly to the CEO. However, it is essential that the Chief Pilot's position is not undermined in the process. Senior level management needs to identify any potential problem and promulgate clear policy to maintain the integrity of the Safety Program and avert any conflict.

2.3.1.2 Ideally, the Flight Safety Officer should report directly to the CEO on all safety matters, because in this way safety reports and recommendations can be assured of the proper level of study, assessment and implementation. The Flight Safety Officer needs to have the CEO's support and trust in order to effectively discharge his responsibilities without fear of retribution.

2.3.2 Examples of Flight Operations Management Organisation:

In order to interact freely, the Flight Safety Officer must have uninhibited access to top management and all departments. The organisational structure shown in Figure 2.1 is one suggestion that provides direct access to the CEO and therefore eases communications throughout the organisation. The exact placement of the Flight Safety Officer function can vary from organisation to organisation, according to the culture, but the critical elements of access to top management, operations and maintenance should always be maintained.

Example Organisational Structure



Note: Safety & Quality functions may be combined under the same management function.

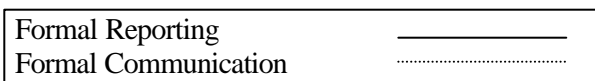


Figure 2.1

## ***2.4 SAFETY POLICIES, STANDARDS, & PROCEDURES***

- 2.4.1 The management of safety is not only the responsibility of management. It is management that introduces the necessary procedures to ensure a positive cultural environment and safe practices.
- 2.4.2 Reviews of the safety performance of leading companies in safety-critical industries have shown that the best performers internationally use formal Safety Management Systems to produce significant and permanent improvements in safety. Reporting situations, events and practices that compromise safety should become a priority for all employees.
- 2.4.3 Each element will be measurable and its level of performance or efficiency will be measured at introduction and then at regular intervals. Specific and detailed targets will be set and agreed in each area to ensure continued incremental improvement of safety.
- 2.4.4 There are three prerequisites for successful safety management:
- A comprehensive corporate approach to safety
  - An effective organisation to implement the safety programme
  - Robust systems to provide safety assurance

These aspects are interdependent and a weakness in any one of them will undermine the integrity of the organisation's overall management of safety. If the organisation is effective in all three aspects, then it should also have a positive safety culture.

- 2.4.5 It is important to adhere to some important management disciplines:
- The manager responsible for developing the safety management system must ensure that all new safety management initiatives are well co-ordinated within a safety management development programme approved by top management.
  - The development programme should be managed as a formal project, with regular reviews by top management.
  - Each major change should be introduced only when the management team is satisfied that the change is compatible with existing procedures and management arrangements.
- 2.4.6 Standardised Operating Procedures (SOPs). SOPs are a major contribution to flight safety. Procedures are specifications for conducting actions; they specify a progression of steps to help operational personnel perform their tasks in a logical, efficient and, most important, error-resistant way. Procedures must be developed with consideration for the operational environment in which they will be used. Incompatibility of the procedures with the operational environment can lead to the informal adoption of unsafe operating practices by operational personnel. Feedback from operational situations, through observed practices or reports from operational personnel, is essential to guarantee that procedures and the operational environment remain compatible.

## **2.5 FLIGHT SAFETY OFFICER - JOB DESCRIPTION**

### **2.5.1 Overall Purpose**

The Flight Safety Officer is the individual responsible for the oversight of the Company's flight safety performance.

### **2.5.2 Dimension**

#### **2.5.2.1 The Flight Safety Officer must possess the highest degree of integrity.**

The position demands a meticulous approach and the ability to cope with rapidly changing circumstances in varying situations entirely without supervision. The Flight Safety Officer acts independently of other parts of the Company

#### **2.5.2.2 The job holder will be responsible for providing information and advice to the CEO on all matters relating to the safe operation of company aircraft. Tact and diplomacy are therefore prerequisite.**

#### **2.5.2.3 Assignments must be undertaken with little or no notice in irregular and unsocial hours.**

### **2.5.3 Nature and Scope**

#### **2.5.3.1 The Flight Safety Officer must interact with line flight crew, maintenance engineers, cabin crew and other general managers and departmental heads throughout the company to encourage and achieve integration of all activities regardless of an individual's status and job discipline. The Flight Safety Officer should also foster positive relationships with regulatory authorities and outside agencies.**

#### **2.5.3.2 The main functional points of contact within the company on a day-to-day basis are:**

- Chief Pilot
- Head of Operations
- Head of Security Services
- Head of Technical Services
- Ground Operations Management
- Flight Training and Standards Management
- Flight Crew Fleet Management
- Flight Crew Training Management
- Flight Operations Management
- Cabin Crew Management
- Engineering Quality Management
- Flight Operations Quality Management
- Maintenance/Technical Control Management
- Human Factors/CRM Management

#### 2.5.4 Qualifications

2.5.4.1 There are few individuals who readily possess all the skills and qualities necessary to fulfil this post. The suggested minimum attributes and qualifications required are:

- A broad aviation/technical education
- A sound knowledge of commercial operations, in particular flight operations procedures and activities
- Experience as a flight crew member or engineer
- The ability for clear expression in writing
- Good presentation and interpersonal skills
- Computer literacy
- The ability to communicate at all levels, both inside and outside the Company
- Organisational ability
- To be capable of working alone (at times under pressure)
- Good analytical skills
- To exhibit leadership and an authoritative approach
- Be worthy of commanding respect among peers and management officials

#### 2.5.5 Authority

2.5.5.1 On flight safety matters, the Flight Safety Officer has direct and immediate access to the CEO and all management and is authorised to conduct audits in connection with any aspect of the operation.

2.5.5.2 Where it is necessary to convene a company inquiry into an incident, the Flight Safety Officer has the authority to implement the proceedings on behalf of CEO in accordance with the terms of the company Operations Policy Manual.

#### 2.5.6 Training

2.5.6.1 The person selected would be expected to become familiar with all aspects of the Company's organisation, its activities and personnel. This will be achieved in part by in-house induction training but such knowledge is best acquired by self-education and research.

2.5.6.2 In-company training in basic computer skills such as word-processing, database management and spreadsheets should be undertaken. A Flight Safety Officer appointed from an engineering background should be given a condensed ground school and full-flight simulator course which teaches the basics of aircraft handling, navigation and the use of aeronautical charts.

2.5.6.3 External training at the very least should cover the management of a flight safety programme and basic accident investigation and crisis management.

2.5.6.4 Formal air safety training is available from a number of reputable sources internationally. Minimum training will consist of courses of instruction in basic air safety management and air accident investigation. A list of training establishments is shown in Appendix B.



## 2.5.7 Flight Safety Officer - Terms of Reference

2.5.7.1 To enable the Flight Safety Officer to implement and control the company flight safety programme the post-holder must have access to all departments at all levels. The primary responsibility is to provide information and advice on flight safety matters to the CEO.

2.5.7.2 The Flight Safety Officer is responsible to the CEO for:

- Maintaining the air safety occurrence reporting database
- Monitoring corrective actions and flight safety trends
- Co-ordinating the regulatory authority's Mandatory Occurrence Reporting scheme
- Liaising with the heads of all departments company-wide on flight safety matters
- Acting as Chairman of the Company Flight Safety Committee, arranging its meetings and keeping records of such meetings
- Disseminating flight safety-related information company-wide
- Maintaining an open liaison with manufacturers' customer flight safety departments, government regulatory bodies and other flight safety organisations world-wide
- Assisting with the investigation of accidents and conducting and co-ordinating investigations into incidents
- Carrying out safety audits and inspections
- Maintaining familiarity with all aspects of the Company's activities and its personnel
- Planning and controlling the Flight Safety budget
- Managing or have oversight of the FOQA Programme
- Publishing the periodic Company flight safety magazine
- Participation in corporate strategic planning

2.5.7.3 The basic fundamentals of salary, office space and furniture (including a dedicated telephone and fax machine) will most likely be allocated from a central administrative department. Additional funds will need to be obtained for:

- Personal computer (PC) hardware (including printer) to an approved industry standard
- PC software to support all flight safety functions
- Start-up of the electronic database, plus its maintenance
- Information Technology (IT=computer services) support for email and internet service providers
- Travel, accommodation and subsistence when undertaking assignments away from base
- Printing and stationery
- Subscriptions to industry publications and the purchase of regulatory authority documents and manuals
- Travel and subsistence for outstation visits (audit and liaison) and attendance at industry meetings and conferences
- Mobile telephone and pager

2.5.7.4 The following items of equipment and services are desirable, but not essential in a small operation:

- Home fax machine
- A supply of protective clothing for use in extreme climates
- Polaroid camera/Digital camera
- Memberships of professional organisations

2.5.7.5 As an operator expands its activities it will become increasingly difficult for the Flight Safety Officer to function as a single entity. A developing route network means an increase in fleet size and the introduction of new, perhaps different types of aircraft to the inventory. When this happens, the number of occurrences will increase in proportion to growth.

2.5.7.6 As an example, one European airline which started operations with a single wide-body aircraft operating long-haul transatlantic passenger services in 1984 had increased its fleet size to four by 1989. In that year 42 occurrences were recorded, only one of which was reportable to the regulatory authority and there were no major incidents. By 1999 the airline was operating 31 aircraft of four different types, its route network had expanded across the world and the incidence of occurrences had risen to about 1,500 per year.

2.5.7.7 In the above circumstances, a minimally staffed flight safety department cannot provide an adequate monitoring function so additional specialists will be needed. A method, which works well in practice, is to create the following secondary duty appointments:

- Fleet Flight Safety Officers (pilots or flight engineers qualified on type)
- Engineering Safety Officers (licensed ground engineers with broad experience)
- Cabin Safety Officers (senior cabin crew members who are experienced in cabin crew training and SEP [Safety Equipment and Procedures] development)

Their task is to assist with the monitoring of events peculiar to their own fleet or discipline and provide input during the investigation of occurrences.

## ***2.6 RESPONSIBILITY & ACCOUNTABILITY***

2.6.1 The primary responsibilities for safety are as follows:

- The CEO is collectively responsible for the safety and efficiency of Company operations and for authorising budgets accordingly. The annual Aviation Safety report produced by the Company will be authorised by the CEO.
- The Flight Safety Officer reports to the CEO and is responsible for proposing safety policy, monitoring its implementation and providing an independent overview of company activities in so far as they affect safety; maintenance, review and revision of the safety program; timely advice and assistance on safety matters to managers at all levels; and a reporting system for hazards
- The Quality Manager reports to the CEO and is responsible for proposing quality policy, monitoring its implementation and providing an independent overview of company activities in so far as they affect Quality.
- The Accountable Managers are responsible to the CEO for the efficient administration and professional management of all safety significant activities and tasks important to safety, which are within their defined areas of responsibility.

- The Safety Committees (Flight, Engineering and Ground Safety) review and co-ordinate the processes required to ensure the operations of the company and sub-contractors are as safe as reasonably practicable.

## **2.7 RECRUITING, RETENTION, DEVELOPMENT OF SAFETY PERSONNEL**

- 2.7.1 The Flight Safety Officer must maintain a constant awareness of developments and various other company activities. Personalities change routinely therefore working relationships with new colleagues must be established. In a successful company new appointments will be created as departments expand; there will be changes in commercial policy, more aircraft will be acquired and new routes added to the existing structure.
- 2.7.2 Safety culture should start during the hiring process. If people with the right attitude are hired, their behaviour will be the cornerstone of a safety culture.
- 2.7.3 When recruiting a new employee or transferring an existing member of staff, their physical abilities and intellectual capacity should obviously match the requirements of the tasks they are to perform. Workers who are not suitable for the job cannot be expected to perform satisfactorily. Thorough selection procedures are therefore necessary.
- 2.7.4 The selection procedure, particularly the interview, is designed to assess the ability, attitudes and motivation of potential recruits. Where appropriate, references should be reviewed to substantiate previous experience. Relevant documentary evidence in the form of certificates or licences should be requested where appropriate.

The objectives of using such procedures are:

- To improve safety, quality, efficiency and employee morale
- To minimise the risk of placing employees in jobs to which they are not suited
- To reduce absenteeism and staff turnover

## **2.8 SAFETY TRAINING & AWARENESS**

- 2.8.1 Training is of fundamental importance to effective job performance. Effective performance means compliance with the requirements of safety, profitability and quality. To meet this training need, it is necessary to establish a programme which ensures:
- A systematic analysis, to identify the training needs of each occupation
  - The establishment of training schemes to meet the identified needs
  - The training is assessed and is effective, in that each training session has been understood and the training programme is relevant

It involves the review of all occupations, analysis and observation of critical activities, accident and incident analysis and statutory requirements. The objective of all training is to equip employees with the skills and knowledge to carry out their duties safely and effectively.

All appropriate training methods should be used, but there will be no substitute for practical on-the-job instruction in some occupations. Whatever training techniques are adopted, it is important that the effectiveness of the training is assessed and that training records are maintained. Periodic reviews of the training programme are required to ensure that it remains relevant and effective.

## 2.8.2 Management Safety Awareness and Training

2.8.2.1 For the successful operation of any management system, it is essential that the management team understand the principles on which the system is based. Effective training of management ensures this objective. Training should equip all those having supervisory responsibility with the necessary skills to implement and maintain the safety programme.

2.8.2.2 This element details the training of managers and supervisors in the following areas:

- Initial training, soon after appointment to a supervisory position, to acquaint new managers and supervisors with the principles of the safety management system, their responsibilities and accountability for safety and statutory requirements
- Detailed training in the safety management system including the background and rationale behind each element
- Skills training in relevant areas such as communications, safety auditing and conducting group meetings
- Regular update and refresher training

2.8.2.3 Corporate training courses ensure that managers and supervisors are familiar with the principles of the Safety Management System and their responsibilities and accountabilities for safety. On-site training ensures that all staff are acquainted with the relevant information appropriate to their function.

2.8.2.4 It is also important that training is provided at an early stage for the safety custodian. The custodian needs to be aware of the detail of the safety management system and also proven techniques for implementing the elements. As the focal point for the system, the safety custodian should be thoroughly conversant with the programme and safety management principles.

## 2.8.3 Fundamentals of Training Implementation

2.8.3.1 The greatest benefits are achieved by adhering to the following practices:

- Assess the status of the organisation before implementation. It is important to know how widely concepts are understood and practised before designing specific training. Surveys, observations at work, and analysis of incident/accident reports can provide essential guidance for program designers.
- Get commitment from all managers, starting with senior managers. Resource management programs are received much more positively by operations personnel when senior managers, flight operations managers, and flight standards officers conspicuously support the basic concepts and provide the necessary resources for training. Training manuals should embrace concepts by providing employees with the necessary policy and procedures guidance.

- Customise the training to reflect the nature and needs of the organisation. Using knowledge of the state of the organisation, priorities should be established for topics to be covered including special issues such as the effects of mergers or the introduction of advanced technology aircraft.
- Define the scope of the programme. Institute special training for key personnel including developers/facilitators and supervisors. It is highly beneficial to provide training for these groups before beginning training for others. The training may later be expanded to include pilots, flight attendants, maintenance personnel, and other company resource groups as appropriate. It is also helpful to develop a long-term strategy for program implementation.
- Communicate the nature and scope of the programme before start-up. Training departments should provide employees with a preview of what the training will involve together with plans for initial and continuing training. These steps can prevent misunderstanding about the focus of the training or any aspect of its implementation.

2.8.3.2 In conclusion, effective resource management begins in initial training; it is strengthened by recurrent practice and feedback; and it is sustained by continuing reinforcement that is part of the corporate culture and embedded in every element of an employee's training.

THIS PAGE INTENTIONALLY LEFT BLANK

## **SECTION 3 - SAFETY PROGRAM ACTIVITIES**

### ***3.1 INTRODUCTION***

- 3.1.1 The elements of the Safety Management System outlined in this document are not exhaustive, but give an introduction to one approach to safety management. It is important to understand that the information contained in this section is designed to explain the principles and does not constitute an action plan.
- 3.1.2 These elements are the individual building blocks of the system, but they should only be introduced in a planned and project managed process and their implementation should be phased to ensure the success of each stage. Aspects of some of the elements may already be in place, but may need to be modified in order to be compliant with the requirements of the Company's Safety Management System.

### ***3.2 OBJECTIVES & DESCRIPTIONS***

#### ***3.2.1 Maintaining Familiarity with the Company's Activities***

- 3.2.1.1 The Flight Safety Officer must maintain a constant awareness of developments. Personnel change routinely, therefore, working relationships with new colleagues must be established. In a successful Company, new appointments will be created as departments expand; there will be changes in commercial policy, more aircraft will be acquired and new routes added to the existing structure. As well, in times of economic constraint, positions may be eliminated and duties increased.
- 3.2.1.2 The procedures set out in this handbook are designed to accommodate such changes, but in order to obtain the best benefits a periodic review of the flight safety programme in relation to the Company's development is essential.

### ***3.3 COMPANY FLIGHT SAFETY COMMITTEE***

- 3.3.1 The formation of a Flight Safety Committee (sometimes called a Flight Safety Review Board) provides a method of obtaining agreement for action on specific problems. Its task is to:
- Provide a focus for all matters relating to the safe operation of Company aircraft
  - Report to the Chief Executive on the performance of the Company in relation to its flight safety standards
- 3.3.2 The committee should not be granted the authority to direct individual departments or agencies. Such authority interferes with the chain of command and is counter-productive. Where the need for action is identified during matters arising at meetings, a recommendation from the committee is usually sufficient to obtain the desired result.

### 3.3.3 Membership

3.3.3.1 Membership of the committee should be made up of management representatives from key Flight Operations, Engineering, Flight, and Cabin Crew Training departments. It is at this departmental level where most problems surface.

3.3.3.2 Numbers should be kept to a minimum. The following list is not exhaustive and membership should typically consist of:

- Flight Safety Officer
- Flight Operations Director
- Chief Pilot
- Flight Training and Standards Management
- Fleet Management (or Fleet Training Captains)
- Quality Management (Engineering and Flight Operations)
- Line Maintenance Management
- Flight Operations Management
- Ground Operations Management
- Cabin Crew Management

### 3.3.4 Managing the Committee

3.3.4.1 In a small, developing organisation, the Flight Safety Officer may have the dual role of Chairman and Secretary. Chairmanship (i.e. control of the committee) can be vested in any other member, but the independence of office grants the Flight Safety Officer an overall view of the operation and is therefore the least likely member to become focussed on an isolated issue. As the organisation expands and the size of the committee increases, the Flight Safety Officer may relinquish one or both duties to another member of the committee.

3.3.4.2 Minutes must be recorded for circulation to the Chief Executive, Committee members and other staff as appropriate. The minutes should contain a summary of incidents which have occurred since the last meeting together with brief details of corrective action and preventive measures implemented.

3.3.4.3 Secretarial duties also include arranging meetings, booking the venue, and setting out and circulating the agenda.

3.3.4.4 Safety Committees are an important tool of safety management and are invaluable in fostering a positive safety culture. These committees will help to identify problem areas and implement solutions. The details of safety improvements derived from these meetings should be widely communicated throughout the organisation.

3.3.4.5 The importance of regularly held, formal safety meetings cannot be overstated. The safety management system can only continue to be relevant to the company if the decisions made at these meetings are acted upon and supported by senior management.

3.3.4.6 The active representation of the CEO and departmental heads is vital if safety committees are to be effective. The people who have the capacity to make and authorise decisions should be in attendance. Without the involvement of these decision-makers, the meetings



will just be "talking shop." Departmental heads should also hold regular meetings with their staff to allow safety concerns and ideas to be discussed.

3.3.4.7 The importance given by the CEO and all levels of management to resolving safety issues at these meetings will demonstrate the company's commitment to safety.

3.3.4.8 The structure and number of committee's will depend on the size of the organisation and it might be sufficient for a small operation to manage with one committee covering all areas. Larger organisations may require a formal structure of safety review boards and safety committees to manage their requirements. A method should also be established for all employees to have a written or verbal input into the appropriate meetings.

3.3.4.9 The purpose of these committees and review boards is to co-ordinate the required processes to ensure that the operations of the company and its sub-contractors are as safe as reasonably practicable.

3.3.4.10 A quarterly meeting is a reasonable and practical timetable. This can be reviewed as the committee's activities (and those of the company) develop. An extraordinary meeting may be called at any other time the Chairman considers it necessary (following a major incident, for example).

3.3.4.11 Meetings should be arranged on a regular basis and the schedule published well in advance, ideally a year. The circulation list should include members' secretaries and Crew Scheduling for flight crew members. Scheduled meetings should be re-notified two weeks before the appointed day.

### 3.3.5 Agenda

3.3.5.1 The agenda should be prepared early and distributed with the two-week notification. Solicit members for items they wish to be included for discussion, and make it known that only published agenda items will be discussed.

3.3.5.2 An example format that allows the Chairman to exercise proper control is:

- Review the minutes of the previous meeting
- Review of events (incl. incidents/accidents)
- MORs since the last meeting
- New business

3.3.5.3 Have spare copies of the agenda and any relevant documents to hand at the start of the meeting.

### 3.3.6 Summary

- Notify meetings and distribute the agenda well in advance
- Place a time limit on the proceedings - start and finish on time
- Discuss only agenda items - summarise frequently
- When collective agreement on a particular issue is reached, write it down for publication in the minutes
- Keep the meeting flowing. Its purpose is to present reasoned, collective judgement

- Do not let arguments develop or allow members to return to items already closed
- Make sure that the minutes are an accurate record of the committee's conclusions
- Always let the committee know when action items are completed
- Ban mobile telephones from the meeting room!

### **3.4 HAZARD REPORTING**

3.4.1 Staff must be able to report hazards or safety concerns as they become aware of them. The ongoing hazard reporting system should be non-punitive, confidential, simple, direct and convenient. Once hazards are reported they must be acknowledged and investigated. Recommendations and actions must also follow to address the safety issues.

3.4.2 There are many such systems in use. The reporting form for the Australian Transport Safety Bureau (ATSB) Confidential Aviation Incident Reporting (CAIR) system could be adapted for this purpose (example reporting forms are provided in Appendix A). Ensuring a confidential and non-punitive system will encourage reporting of hazards. It should also allow for the reporting of hazards associated with the activities of any contracting agency where there may be a safety impact. The system should include a formal hazard tracking and risk resolution process. Hazards should be defined in a formal report. The report should be tracked until the hazard is eliminated or controlled to an acceptable risk. The controls should also be defined and should be verified as formally implemented.

3.4.3 What hazards should staff report?

3.4.3.1 All staff should know what hazards they are required to report. Any event or situation with the potential to result in significant degradation of safety and can cause damage and/or injury should be reported.

3.4.4 How will staff report hazards?

3.4.4.1 The Company might like to use existing paperwork, such as the pilot's report, for flying operations. It is easy to provide a dedicated reporting form for other functional areas. Make sure that reports are acted upon in a timely manner by the person responsible for your safety program.

3.4.4.2 In a small organisation it may be difficult to guarantee the confidentiality of safety reports, so it is vital that a trusting environment is fostered by management. Make the reporting system simple and easy to use. Suggested reports:

- Pilot's report
- Hazard/safety report form

3.4.4.3 The reporting system should maintain confidentiality between the person reporting the hazard and the Flight Safety Officer. Any safety information distributed widely as a result of a hazard report must be de-identified.

3.4.4.4 The system should include procedures such as:

- All safety reports go to the Flight Safety Officer
- The Flight Safety Officer is responsible for investigation of the report and for maintenance of the confidentiality of reports
- While maintaining confidentiality, the Flight Safety Officer must be able to follow-up on a report to clarify the details and the nature of the problem
- Anyone submitting a safety report must receive acknowledgement and feedback
- After investigation, the de-identified safety report and recommendations should be made widely available for the benefit of all staff

3.4.5 To whom will the reports go, and who will investigate them?

3.4.5.1 Management should be included in the risk management process. Decisions concerning risk acceptability should be made by management and they should be kept informed of all high risk considerations. Hazards that were not adequately dispositioned should be communicated to management for resolution.

3.4.5.2 Reports should be distributed to, as a minimum, the following:

- The person responsible for managing the safety programme
- The flight safety committee (if applicable)
- The originator of the report

3.4.6 Human Element in Hazard Identification and Reporting

3.4.6.1 The human is the most important aspect in the identification, reporting, and controlling hazards. Most accidents are the result of an inappropriate human action, i.e. human error, less than adequate design, less than adequate procedure, loss of situational awareness, intentional action, less than adequate ergonomic, or human factor consideration. Human contributors account for 80 to 90 % of accidents. To a system safety professional mostly all accidents are the result of human error.

3.4.6.2 At inception of a system, a hazard analysis should be conducted in order to identify contributory hazards. However, if these hazards were not eliminated, then administrative hazard controls must be applied, i.e. safe operating procedures, inspections, maintenance, and training.

3.4.6.3 The behaviour-based approach to safety focuses on the human part of the equation. The approach is proactive and preventive in nature. It is a process of identifying contributory hazards and gathering and analysing data to improve safety performance. The goal is to establish a continued level of awareness, leading to an improved safety culture.

3.4.6.4 To successfully apply the behaviour-based approach everyone in the organisation should participate. In summary, the people in the organisation are trained in hazard identification. The concept of a hazard, (i.e. an unsafe act or unsafe condition that could lead to an accident), is understood. Participants develop lists of hazards in their particular environment and then they conduct surveys to identify unsafe acts or unsafe conditions. Hazards are then tracked to resolution. The process should be conducted positively rather

than negatively. One does not seek to lay blame or assign causes. The participants are to be positively rewarded for efforts, thereby improving the safety culture.

### 3.4.7 Monitoring and Tracking (Feedback)

#### 3.4.7.1 Maintaining the Air Safety Occurrence Database

- 3.4.7.1.1 Data for trend analysis is gathered from Air Safety Reports (ASRs) submitted by flight crew and ground crew. The purpose of these reports is to enable effective investigation and follow-up of occurrences to be made and to provide a source of information for all departments. The objective of disseminating reported information is to enable safety weaknesses to be quickly identified.
- 3.4.7.1.2 Paper records can be maintained in a simple filing system, but such a system will suffice only for the smallest of operations. Storage, recording, recall and retrieval is a cumbersome task. ASRs should therefore preferably be stored in an electronic database. This method ensures that the Flight Safety Officer can alert departments to incidents as they occur, and the status of any investigation together with required follow-up action to prevent recurrence can be monitored and audited on demand.
- 3.4.7.1.3 There are a number of specialised air safety electronic databases available (a list of vendors is shown in Appendix B). The functional properties and attributes of individual systems vary, and each should be considered before deciding on the most suitable system for the operator's needs. Once information from the original ASR has been entered into an electronic database, recall and retrieval of any number of single or multiple events over any period of time is almost instant. Occurrences can be recalled by aircraft type, registration, category of occurrence (i.e. operational, technical, environmental, etc.) by specific date or time span.
- Note: IATA's Safety Committee (SAC) operates a safety information exchange scheme (SIE) and compiles statistics using an electronic database. Stored records are de-identified and subscribers to the scheme have free access. Very small airlines (i.e. those having only one or two aircraft) can benefit in that they can measure their progress against the rest of the world and quickly identify global trends.*
- 3.4.7.1.4 The database is networked to key departments within Flight Operations and Engineering. It is the responsibility of individual department heads and their specialist staffs to access records regularly in order to identify the type and degree of action required to achieve the satisfactory closure of a particular occurrence. It is the Flight Safety Officer's responsibility to ensure that calls for action on a particular event are acknowledged and addressed by the department concerned within a specified timescale. The database should not be used simply as an electronic filing cabinet.
- 3.4.7.1.5 Once the required action is judged to be complete and measures have been implemented to prevent recurrence, a final report must then be produced from consolidated database entries. The event can then be recommended for closure.

### **3.5 IMMUNITY-BASED REPORTING**

- 3.5.1 It is fundamental to the purpose of a reporting scheme that it is non-punitive, and the substance of reports should be disseminated in the interests of flight safety only.
- 3.5.2 The evidence from numerous aviation accidents and incidents has shown that the lack of management control and human factors are detrimental to the safe operation of aircraft. The management of safety is not just the responsibility of management, but it is management who has to introduce the necessary procedures to ensure a positive cultural environment and safe practices.
- 3.5.3 Reviews of the safety performance of leading companies in safety-critical industries have shown that the best performers internationally use formal Safety Management Systems to produce significant and permanent improvements in safety. It is also important to develop a safety culture that encourages openness and trust between Management and the work force. For example, all employees should feel able to report incidents and events without the fear of unwarranted retribution. Reporting situations, events and practices that compromise safety should become a priority for all employees.
- 3.5.4 The aim of this guide is to introduce the elements of a safety management system. Each element will be measurable and its level of performance or efficiency will be measured at introduction and then at regular intervals. Specific and detailed targets will be set and agreed in each area to ensure continued incremental improvement of safety.
- 3.5.5 Confidential Reporting Programmes
- 3.5.5.1 It has been estimated that for each major accident (involving fatalities), there are as many as 360 incidents that, properly investigated, might have identified an underlying problem in time to prevent the accident. In the past two decades, there has been much favourable experience with non-punitive incident and hazard reporting programs. Many countries have such systems, including the Aviation Safety Reporting System (ASRS) in the United States and the Confidential Human Factors Incident Reporting Program (CHIRP) in the United Kingdom. In addition to the early identification and correction of operational risks, such programs provide much valuable information for use in safety awareness and training programs.
- 3.5.5.2 These aspects are interdependent and a weakness in any one of them will undermine the integrity of the organisation's overall management of safety. If the organisation is effective in all aspects, then it should also have a positive safety culture.
- 3.5.5.3 Reports should preferably be recorded in an electronic database such as BASIS (British Airways Safety Information System). This method ensures that departments are made aware of incidents as they occur, and the status of any investigation together with required follow-up action to prevent recurrence can be monitored.
- 3.5.6 Occurrence Reporting Schemes
- 3.5.6.1 Some States legislate a Mandatory Occurrence Reporting (MOR) scheme. If such a scheme does not exist it is beneficial for the company to initiate its own. Without prejudice to the proper discharge of its responsibility, neither the regulatory authority nor the company should disclose the name of any person submitting a report, or that of a

person to whom it relates unless required to do so by law, or unless the person concerned authorises a disclosure. Should any flight safety follow-up action be necessary, the regulatory authority will take all reasonable steps to avoid disclosing the identity of the reporter or of individuals involved in the occurrence.

### 3.5.6.2 Occurrences Which Should be Reported to the Flight Safety Officer:

The following list is neither exhaustive nor shown in order of importance. Example reporting forms are provided in Appendix A. **If there is any doubt, a report should be filed for any of the following:**

- **System defect** occurs which adversely affects the handling characteristics of the aircraft and renders it unfit to fly
- Warning of **fire** or **smoke**
- An **emergency** is declared
- **Safety equipment** or **procedures** are defective or inadequate
- Deficiencies exist in **operating procedures, manuals** or **navigational charts**
- **Incorrect loading** of fuel, cargo or dangerous goods
- **Operating standards** are degraded
- **Any engine has to be shut down in flight**
- **Ground damage** occurs
- A **rejected take-off** is executed after take-off power is established
- A **runway** or **taxiway excursion** occurs
- Significant **handling difficulties** are experienced
- A **navigation error** involving a significant deviation from track
- An **altitude excursion** of more than 500 feet occurs
- An **exceedance of the limiting parameters** for the aircraft configuration or when a significant **unintentional speed change** occurs
- **Communications fail** or are impaired
- A **GPWS warning** occurs
- A **stall warning** occurs
- A **heavy landing check** is required
- Serious **loss of braking**
- Aircraft is **evacuated**
- Aircraft lands with **reserve fuel or less** remaining
- An **AIRPROX (Airmis) or TCAS event, ATC incident** or **wake turbulence** event occurs
- Significant **turbulence, windshear** or other **severe weather** is encountered
- Crew or passengers become **seriously ill**, are **injured** or become **incapacitated**
- Difficulty in controlling **violent, armed** or **intoxicated passengers** or when restraint is necessary
- **Toilet smoke detectors** are activated
- Any part of the aircraft or its equipment is **sabotaged** or **vandalised**
- **Security procedures** are breached
- **Bird strike** or **Foreign Object Damage (FOD)**
- **Unstabilised approach under 500 feet**
- **Or any other event considered to have serious safety implications**

3.5.6.3 The objective and systematic observation of activities being performed can yield much useful information for the safety management system and help to reduce losses. The aim is to reveal problems and shortcomings, which could lead to accidents. Typically such shortcomings can be inadequate equipment or procedures, lack of effective training, or the use of inappropriate materials. The outcome should be action to reduce and control risks.

#### 3.5.6.4 Follow-up and Closure of Reports

3.5.6.4.1 Some reports can be closed on receipt. If follow-up is required, action will have been assigned to the appropriate department(s). The Flight Safety Officer will review responses and, if satisfactory, recommend closure of the incident at the next Flight Safety Committee meeting. If responses are unsatisfactory and do not address the problem, the incident must remain open for continuing review and action as required.

3.5.6.4.2 If a State Mandatory Occurrence Reporting (MOR) scheme is in effect, recommendation for the closure of a report must be agreed with the regulatory authority. The authority and the reporter must be informed of action taken once the incident is closed.

### **3.6 COMPLIANCE & VERIFICATION (QUALITY SYSTEM)**

3.6.1 Complying with policies and safety regulations can require considerable time commitments and resources. Planning ahead to complete required compliance issues can save the company money by improving your employee scheduling and help to avoid potential penalties resulting from non-compliance. Compliance issues can require a wide variety of safety activities on the part of the operator. The primary compliance items generally involve training, walk-through functions, and monitoring existing programmes.

3.6.2 When a Quality System is in operation, compliance and verification of policies and state regulations is accomplished through Quality Audits.

3.6.3 When the Safety Management System is first implemented, a system safety assessment will have been carried out to evaluate the risks and introduce the necessary controls. As the Organisation develops, there will inevitably be changes to equipment, practices, routes, contracted agencies, regulations, etc. In order for the safety management system to remain effective it must be able to identify the impact of these changes. Monitoring will ensure that the safety management system is updated to reflect the changes in organisational circumstances (and is reviewed constantly).

3.6.4 Monitoring the safety management system is the way in which it is constantly reviewed and refined to reflect the company's changing arrangements. Statistical recording of all monitoring should be undertaken and the results passed to the safety manager

### **3.7 SAFETY TRENDS ANALYSIS**

3.7.1 **One event can be considered to be an isolated incident; two similar events may mean the start of a trend. This is a safe rule to follow.** If an event recurs after preventive

measures are in place the cause must be determined to ascertain whether further corrective action is necessary or whether the steps in a particular operating procedure or maintenance schedule have been ignored.

- 3.7.2 An electronic database is capable of providing an automatic trend analysis by event and aircraft system type, with the results being displayed in either graphic or text format.
- 3.7.3 Flight safety-related incidents are best recorded and tracked using a PC-driven electronic database. Most programmes are modular, MS Windows-based applications designed to run on Windows versions 3.1, '95, '98 or NT. The number of features available will depend on the type and standard of system selected.
- 3.7.4 Basic features enable the user to:
- Log flight safety events under various categories
  - Link events to related documents (e.g. reports and photographs)
  - Monitor trends
  - Compile analyses and charts
  - Check historical records
  - Data-share with other organisations
  - Monitor event investigations
  - Apply risk factors
  - Flag overdue action responses
- 3.7.5 When notes relating to an event have been entered, the programme will automatically date- and time-stamp the record and also log the name of the person who input the information. The system administrator can limit or extend an individual user's viewing and amendment capability by controlling rights of access (e.g. view-only/add notes/edit notes/delete entries/access crew names, etc.).
- 3.7.6 Additional modules provide enhancements such as:
- Flight parameter exceedances
  - Flight instrument replay
  - Flight path profile display
  - Cost analysis

*Note: For a list of suppliers, please refer to Appendix B.*

### **3.8 FOQA COLLECTION/ANALYSIS**

- 3.8.1 Flight Operations Quality Assurance (FOQA) is the routine downloading and systematic analysis of DFDR data whose threshold limits are set (with a suitably built-in safety margin) from aircraft systems parameters. The European Community has enjoyed the benefits from this process of analysis for over 30 years. The US Community is currently implementing FOQA via a Demonstration Project sponsored by the FAA. Airline participation is increasing and positive results have been realised.



3.8.2 Modern glass-cockpit and fly-by-wire aircraft are delivered equipped with the necessary data buses from which information can be downloaded virtually on demand to a quick-access flight recorder for subsequent analysis. Older aircraft can be retrofitted to suit the needs of the operator.

3.8.3 A FOQA programme should be managed by a dedicated staff within the safety or operations departments. It should have a high degree of specialisation and logistical support. It must be recognised as a programme which is founded on a bond of trust between the operator, its crews and the regulatory authority. The programme must actively demonstrate a non-punitive policy. The main objective of a FOQA programme is to improve safety by identifying trends, not individual acts.

3.8.4 The purpose of a FOQA programme is to detect latent patterns of behaviour amongst flight crews, weaknesses in the ATC system and anomalies in aircraft performance which portend potential aircraft accidents.

### 3.8.5 Benefits of a FOQA Programme

3.8.5.1 A successful FOQA programme encourages adherence to Standard Operating Procedures, deters non-standard behaviour and so enhances flight safety. It will detect adverse trends in any part of the flight regime and so facilitates the investigation of events other than those which have had serious consequences. Examples include:

- Unstabilised and rushed approaches
- Exceedance of flap limit speeds
- Excessive bank angles after take-off
- Engine over-temperature events
- Exceedance of recommended speed thresholds (Vspeeds)
- Ground Proximity Warning System (GPWS/EGPWS) alerts
- Onset of stall conditions
- Excessive rates of rotation
- Glidepath excursions
- Vertical acceleration

3.8.5.2 For crewmembers, a properly developed and executed FOQA programme (i.e. one that is non-punitive, confidential and anonymous) is non-disciplinary and does not jeopardise the crewmember's career.

### 3.8.6 FOQA in Practice

3.8.6.1 After the data is analysed and verified by the FOQA staff, the events are grouped by aircraft fleet and examined in detail by fleet representatives. They use their knowledge of the aircraft and its operation to make an assessment. If necessary, a pilot's association representative may be requested to speak informally with the flight crew concerned to find out more about the circumstances.

3.8.6.2 The pilot's association representative may either just take note of the crew's comments or highlight any deviation from SOP. If deficiencies in pilot handling technique are evident then the informal approach, entirely remote from management involvement, usually results in the pilot self-correcting any deficiencies. If any re-training is found to be

necessary, this is carried out discreetly within the operator. An agreed upon representative should be the contact with crew members in order to clarify the circumstances, obtain feedback, and give advice and recommendation for training or other appropriate action. It is suggested that a formal written agreement between the organisation and the industrial/trade organisations representing the employees be implemented concerning the FOQA programme, as well as any voluntary reporting systems.

3.8.6.3 Where the development of an undesirable trend becomes evident (i.e. within a fleet or at a particular phase of flight or airport location), then the fleet's training management can implement measures to reverse the trend through modification of training exercises and/or operating procedures.

3.8.6.4 As a quality control tool, flight data monitoring through a FOQA programme will highlight deviations from SOP, which are of interest even if they do not have direct safety consequences. This is particularly useful in confirming the effectiveness of training methods used either in recurrent training or when crews are undergoing type conversion training.

### 3.8.7 Implementing a FOQA Programme

3.8.7.1 Bearing in mind the high degree of specialisation and extensive resources required it would take up to 12 months for a FOQA programme to reach the operational phase and a further 12 months before safety and cost benefits can begin to be accurately assessed.

3.8.7.2 Planning and preparation should be undertaken in the following sequence:

- Establish a steering committee. Involve the pilot's association from the start
- Define the objective
- Identify participants and beneficiaries
- Select the programme
- Select specialist personnel
- Define event parameters
- Negotiate pilot and union agreement
- Launch FOQA

3.8.7.3 Implementation:

- Establish and check security procedures
- Install equipment
- Train personnel
- Begin to analyse and validate data

### 3.8.8 US FAA FOQA Programme

3.8.8.1 The FAA has sponsored a FOQA Demonstration study in co-operation with industry in order to permit both government and industry to develop hands-on experience with FOQA technology in a US environment, document the cost-benefits of voluntary implementation, and initiate the development of organisational strategies for FOQA information management and use. The FOQA Demonstration Study has been conducted

with major operators in the US. Analysis of the flight data information, which is deidentified at the time of collection, has provided substantial documentation of the benefits of FOQA. The Study results are very similar to the results of foreign air carriers, many of whom have long experience in the use of this technology.

3.8.8.2 Based on the results of this study, the FAA has concluded that FOQA can provide a source of objective information on which to identify needed improvements in flight crew performance, air carrier training programmes, operating procedures, air traffic control procedures, airport maintenance and design, and aircraft operations and design. The acquisition and use of such information clearly enhances safety.

3.8.8.3 For further information contact:

Federal Aviation Administration  
Air Transport Division  
Flight Standards Service  
PO Box 20027  
Washington, DC 20591  
USA

Web: [www.faa.gov/avr/afshome.htm](http://www.faa.gov/avr/afshome.htm)

### 3.8.9 FOQA Summary

3.8.9.1 A flight safety department is generally seen by accountants as one that does not contribute to the profitability of an operator; it only appears to spend money. **Although there may be monetary benefits to be gained by the introduction of a FOQA programme, its main contribution is that overall flight safety is enhanced.**

*Note: Suppliers of QARs to support FOQA and Performance Monitoring Programmes can be found in Appendix B.*

### 3.8.10 Flight Data Recorder (FDR) Collection/Analysis

3.8.10.1 One of the most powerful tools available to a company, striving for improvements in the safe operation of its aircraft, is the use of FDR analysis. Unfortunately it is often viewed as one of the most expensive in terms of the initial outlay, software agreements and personnel requirements. In reality it has the potential to save the Company money by reducing the risk of a major accident, improving operating standards, identifying external factors affecting the operation and improving engineering monitoring programmes.

3.8.10.2 FDR analysis allows the monitoring of various aspects of the flight profile such as the adherence to the prescribed take-off, initial climb, descent, approach and landing phases. By selecting specific aspects it is also possible to concentrate on them in either a proactive way prior to changes in the operation or retrospectively. The introduction of a new fleet or new routes for example will inevitably expose the Company to new hazards and influence existing ones, potentially increasing the risk of a major incident.

3.8.10.3 Using the analysis of the FDR after an incident is becoming quite common, but the ability to compare a specific flight with the fleet profile gives the ability to analyse the systemic aspects of the incident. It may be that the parameters of the incident vary only slightly from numerous other flights, indicating the requirement for a change in

operating technique or training. For example, it would be possible to determine whether a tailscrape on landing was an isolated incident or symptomatic of mishandling during the approach or over-flaring on touchdown

- 3.8.10.4 Engine monitoring programmes are often computer based, but rely on the manually recorded subjective data being manually input. A time consuming and labour intensive process that limits its potential to be accurate and proactive. For example an engine may fail before a trend has been identified. Using FDR data, accurate analysis is possible within a short time scale, increasing the potential for preventative action. It also becomes possible to monitor other aspects of the airframe and components.
- 3.8.10.5 A properly constituted FDR programme has the greatest potential for improving the safety of operating techniques and increasing the company's knowledge of its aircraft performance.
- 3.8.10.6 It should be emphasised that the standardisation of data collection and reporting programs across the aviation industry is essential to enable information sharing between all operators. For example, Transport Canada has sponsored the development of a Flight Recorder Configuration Standard (FRCS) that defines the content and format for electronic files that describe the flight data stored on a flight data recorder system. Further efforts are required to accomplish this goal.

### ***3.9 DISSEMINATION OF FLIGHT SAFETY INFORMATION***

- 3.9.1 The Flight Safety Officer must have sound knowledge and understanding of the types and sources of information available, and must therefore have ready access to libraries and files. Operations and Engineering procedures are set out in individual aircraft type Operations Manuals (OM), Aeroplane Flight Manuals (AFM), Flight Crew Operations Manuals (FCOM) and Maintenance Manuals (MM). Any supplementary flight safety-related information that is of an operational or engineering nature is promulgated by:
- Notices issued by the aircraft or equipment manufacturer
  - Company notices
- 3.9.2 Effective communication is vital to promoting a positive safety culture. The crucial point is not so much the apparent adequacy of safety plans but the perceptions and beliefs that people hold about them. A company's safety policies and procedures may appear well considered but the reality among the workforce may be sullen scepticism and false perceptions of risk.
- 3.9.3 Research clearly shows that openness of communication and the involvement of Management and workers characterise companies with positive safety culture while poor safety culture is associated with rumour-driven communications, step-change reorganisation, lack of trust, rule book mentality and "sharp-end" blame culture.
- 3.9.4 Critical safety topics should be selected for promotional campaigns based on their potential to control and reduce losses due to accidents and incidents. Selection should therefore be based on the experience of past accidents or near misses, matters identified by hazard analysis and observations from routine safety audits. Employees should also be encouraged to submit suggestions for promotional campaigns.

- 3.9.5 Recognition of good safety performance can have promotional value provided that it is based on safety performance measured against high safety standards. Awards for good accident records have unfortunately been found to encourage the concealment of accidents and are not recommended.
- 3.9.6 Communication is a major part of any management activity. To communicate effectively, a company must first assess the methods available and then determine those that are the most appropriate. All methods of communication must allow upwards as well as downwards transfer of information and must encourage feedback from all users of the safety management system.
- 3.9.7 The Flight Safety Officer must co-ordinate the dissemination of flight safety information within and outside the company. The precise method adopted and the channels used will depend on the degree and type of administrative support available.
- 3.9.8 Other Flight Safety Information
- 3.9.8.1 The regulatory authority may require the operator to disseminate other flight safety-related information as part of its Accident Prevention and Flight Safety Programme. JAR-OPS (1.037), for example, requires operators to “*Establish programmes . . . for the evaluation of relevant information relating to accidents and incidents and the promulgation of related information.*” Whether compulsory or voluntary, such a programme is essential in maintaining a flight safety awareness throughout the company. There are many sources from which to draw on.
- 3.9.8.2 All personnel should be responsible for keeping themselves apprised of flight safety matters and for studying promptly any material distributed to them. The company Operations Policy Manual should contain an instruction to this effect. The Flight Safety Officer should also encourage the submission of flight safety information from any source for evaluation and possible distribution.
- 3.9.8.3 The method of disseminating general flight safety information in-company must be decided by the Flight Safety Officer. It is best accomplished by the publication of regular flight safety newsletters, magazine-type reviews and the use of bulletin boards. The former can be distributed either in paper form or electronically using an Intranet facility if it is available. Whatever the chosen methods, information relative to each discipline must be circulated to every member of flight crew, cabin crew, maintenance staff, and ground/flight operations.
- 3.9.8.4 Industry Occurrence Reports: These can sometimes be obtained from the regulatory authority. The UK CAA, for example, through its Safety Data Analysis Unit, publishes a monthly list of reportable occurrences involving aircraft and equipment failures, malfunctions and defects during UK public transport operations. Occurrences are listed under Fixed-Wing, Rotary-Wing, and ATC categories. There is also a monthly Digest of Occurrences, which amplifies selected incidents and essays various flight safety topics of interest. Occurrence lists are provided free to the UK civil aviation industry and supporting organisations. They are available on subscription to any other airline or organisation world-wide that has a legitimate interest in flight safety. De-identified reports submitted through the CHIRP (UK) and ASRS (US) voluntary reporting schemes are also available on request.

3.9.8.5 Industry Accident Reports and Bulletins: Full accident reports are published only when Government investigation is complete. The following are examples of organisations that make reports available either free, by subscription or on payment of a fee:

- Australian Bureau of Air Safety Investigation
- Canadian Transportation Safety Board
- French Bureau Enquetes-Accidents
- UK Air Accidents Investigation Branch
- United States National Transportation Safety Board
- Brazilian Centro de Investigação e Prevenção de Acidentes Aeronáuticos

3.9.8.6 In-Company Flight Safety Reviews and Newsletters: These should ideally be published quarterly and contain a varied selection of flight safety topics presented in coffee-table magazine. A proven successful layout is to lead with an editorial (preferably composed by a senior management personality) and follow with one major article which analyses a major accident (whether historic or recent, there are lessons to be learned) and then include articles on ATC, maintenance, flight crew training, aviation medicine, winter operations, etc. A summary of Company occurrences over the previous quarter should be included. Small ingredients of humour in the form of anecdotes and cartoons will sustain the reader's interest. Production of copy for printing is a continuous activity and entirely the province of the Flight Safety Officer; its success and appeal is limited only by the editor's imagination and resourcefulness as well as budgetary constraints. The main disadvantage of in-house magazines is that they are labour-intensive to research and compile and can be costly to produce. However, an informative, balanced, well-written publication fosters good relations with flight crews and lets the whole organisation know who the Flight Safety Officer is; it also demonstrates commitment to improving flight safety awareness.

### 3.9.9 Company NOTAMS

3.9.9.1 A system of notifying crews quickly of critical flight safety-related events should be established. Company NOTAMS can be originated from within the Flight Planning Department and promulgated via telex to crew report centres world-wide. These 'must-read' notices enable all crews reporting for duty throughout the network to evaluate information immediately and act on it without delay. The Flight Safety Officer can make effective use of this system.

3.9.9.2 The following is an example of a selection of topics covered by Company NOTAMS:

**QD**

**.LHRODXY 291300 31 FEB 99**

**XYZ AIRLINES - COMPANY NOTAMS**

**PREPARED BY FLIGHT PLANNING DEPARTMENT - PHONE 11111-222222**

---

**STOP PRESS - A320 ONLY:**

---

**TFN PLS ENSURE THAT THE ALT BRAKE CHECK IS CARRIED OUT ON EVERY ARRIVAL AND MAKE APPROPRIATE TECH LOG ENTRY. (A320 FLT MGR 31.02.99)**

---

**BRITISH ISLES:**

**EGLL/LHR**

---

**PLATES PAGE 9 SHOWS MID 2J/2K SIDS. SHOULD READ MID 3J/3K. AUTHORITY ADVISED AND WILL BE AMENDED. (RTE PLNG 30.02.99)**

---

**URGENT///URGENT**

**A340**

---

**THERE HAS BEEN A REPORTED INCIDENT OF CONFLICTING FLIGHT DIRECTOR COMMANDS - CAPTAIN TO FLY IN ONE DIRECTION AND FO IN OPPOSITE DIRECTION ON DEPARTURE. THE INCIDENT OCCURRED ON 09R AT LHR ON A BPK 5J SID (CAPT TO FLY RIGHT, FO TO FLY LEFT). PLEASE EXERCISE CAUTION ON ALL DEPARTURES AND ENSURE THAT THE FLIGHT DIRECTORS COMMAND A TURN IN THE CORRECT DIRECTION. AIRBUS AND ALL AGENCIES HAVE BEEN INFORMED. AN INVESTIGATION BY COMPANY AND AIRBUS IS ACTIVE. FLEET NOTICE 99/99 REFERS.**

**(FLT SAFETY MGR + A340 FLEET MGR 31.02.99)**

---

*Note: The last item concerning A340 operations, which was received via an Air Safety Report, is clearly the sort of event to which crews need to be alerted quickly. It informs them of the basic circumstances surrounding the event and explains what action has been taken to start investigating the problem.*

### 3.9.10 Flight Crew Notices

- 3.9.10.1 Detailed information is best disseminated through the medium of Flight Crew Notices. These are maintained in loose-leaf folders and divided into sections according to the particular subject (i.e. information specific to aircraft type or general information which is applicable to all fleets). Copies are distributed to all crew report centres and placed in the aircraft library for crew members to read when they have an opportunity (i.e. after a period of leave or other absence from duty), with a master copy being maintained by Flight Operations management. Email distribution of all notices is also another option currently in use.

- 3.9.10.2 Notices are withdrawn after the information contained has been incorporated into the appropriate Company publication (Ops Policy Manual, FCOM, Maintenance Manual, etc.) or have expired. The system must be maintained to ensure that out-of-date or superseded notices are removed.
- 3.9.10.3 An example of a Flight Crew Notice concerning the A340 event opposite provided in Appendix A. It shows the relationship between an Air Safety Report, Company NOTAM and a typical manufacturer's Flight Ops Telex. It also demonstrates the importance of prompt information exchange with the manufacturer.

### ***3.10 LIAISON WITH OTHER DEPARTMENTS***

- 3.10.1 The departmental structure of a commercial airline varies according to the type of operation. Whatever the type of operation, the Flight Safety Officer can expect to have direct input to all divisions of the Company over a period of time.
- 3.10.2 Routine 'business' generated through action and follow-up in the wake of a reported occurrence brings the Flight Safety Officer into formal contact with the department concerned. A Flight Safety Officer must foster trust and understanding; this is necessary in order to develop a flight safety culture, therefore an open-door policy coupled with a supportive, outgoing attitude is essential.
- 3.10.3 For example, by regularly visiting Crew Report and Engineering Control, Production and Development centres, effective working relationships with line pilots, cabin crew and line maintenance engineers become established and a free exchange of information, ideas and confidences is encouraged. In this way, feedback is obtained and something is occasionally learned which can be used to reduce hazards and thus enhance the safety of the operation as a whole.
- 3.10.4 A word of caution: ***Rumour cannot be processed***. For example, a pilot may voice strong views on the handling of simultaneous cross-runway operations at a particular airport or have been put at risk by a questionable ATC procedure; a ground engineer may highlight discrepancies in maintenance procedures, particularly where third-party work is involved. When such allegations are made the source should be invited to submit the facts - place, date, time, cause, effect, etc. - using the Air Safety Reporting system. Only then can the necessary research begin and, if warranted, measures implemented for change or improvement.
- 3.10.5 There are other (some perhaps less obvious) areas where working relationships will develop, usually as the result of a particular incident. The following are real examples:
- Cabin Crew Training: Quality, development and content of Safety Equipment and Procedures (SEP) training; interpretation of regulations; advice on applying procedures; incident reviews
  - Commercial: Effect of schedules on crew fatigue; flight numbering confusion; passenger complaints alleging Company infringement of safety rules
  - Legal and Insurance: Warranty claims; litigation following incidents
  - Marketing: Unauthorised loading of duty-free sales goods
  - Airport Services: Inadequate ground handling procedures; aircraft ground damage



- Cargo: Mishandling/loading of dangerous goods and general cargo
- Medical: Crew sickness on duty; passenger illness; deaths in flight
- PR: Preparation of press releases following an incident or accident
- Security Services: Events concerning violent passengers; aircraft sabotage

THIS PAGE INTENTIONALLY LEFT BLANK

## **SECTION 4 - HUMAN FACTORS**

### ***4.1 GENERAL***

- 4.1.1 The following discussion is just one method of addressing Human Factors issues. Several other methods are available, including Boeing's Maintenance Decision Error Aid (MEDA) programme, ATA Specification 113, UK CAA Notice #71, and Human Factor Analysis and Classification System (HFACS) DOT/FAAAM-0/7. Also suggested for review is ICAO Digest No. 7 "Investigation of Human Factors in Accidents and Incidents".
- 4.1.2 Flight Safety is a main objective of the aviation. A major contributor to achieve that objective is a better understanding of Human Factors and the broad application of its knowledge. Increasing awareness of Human Factors in aviation will result in a safer and more efficient working environment.
- 4.1.3 The purpose of this chapter is to introduce this subject and to provide guidelines for improving human performance through a better understanding of the factors affecting it through the application of Crew Resource Management (CRM) concepts in normal and emergency situations and through understanding of the accident causation model.

### ***4.2 THE MEANING OF HUMAN FACTORS***

#### ***4.2.1 Human Error***

- 4.2.1.1 The human element is the most flexible, adaptable and valuable part of the aviation system. But it is also the most vulnerable to influence, which can adversely affect its performance. Lapses in human performance are cited as causal factors in the majority of incidents/accidents, which are commonly attributed to "Human Error". Human Factors have been progressively developed to enhance the Safety of complex systems, such as aviation, by promoting the understanding of the predictable human limitations and its applications in order to properly manage the 'human error'. It is only when seeing such an error from a complex system viewpoint that we can identify the causes that lead to it and address those causes.

#### ***4.2.2 Ergonomics***

- 4.2.2.1 The term "ergonomics" is derived from the Greek words "ergon" (work) and "nomos" (natural law). It is defined as "the study of the efficiency of persons in their working environment".
- 4.2.2.2 It is often used by aircraft manufacturers and designers to refer to the study of human-machine system design issues (e.g. Pilot-Cockpit, Flight Attendant - Galley, etc.). ICAO uses the term ergonomics in a broader context, including human performance and behaviour, thus synonymous with the term Human Factors.

### 4.2.3 The SHEL Model

4.2.3.1 To best illustrate the concept of Human Factors we shall use the SHEL model as modified by Hawkins. The name SHEL is derived from the initial letters of the model's components (Software, Hardware, Environment, and Liveware). The model uses blocks to represent the different components of Human Factors and is then built up one block at a time, with a pictorial impression being given of the need for matching the components.

When applied to the aviation world, the components will stand for:

S = Software	↔	Procedures, manuals checklists, drills, symbology, etc.
H = Hardware	↔	The File Aircraft and its components (e.g. seats, controls, lay-outs, etc.)
E = Environment	↔	The situation in which the L-H-S should function (e.g. weather, working conditions, etc.)
L = Liveware	↔	Human Element (you and other crew members, ground staff, ATC controller, etc.)

Aircrew work is a continuous interaction between those elements, and as in the following diagram matching those elements is as important as the characteristics of blocks themselves.

On a daily basis every staff member is the middle 'L' who has to interact with the other elements to form a single block. As such, any mismatch between the blocks can be a source of human error. Figure 4.1 illustrate the SHEL model.

THE SHEL MODEL AS MODIFIED BY HAWKINS




Figure 4.1

### 4.2.3.2 What is Human Factors?

- It studies people working together in concert with machines
- It aims at achieving safety and efficiency by optimising the role of people who's activities relate to complex hazardous systems such as aviation
- A multidisciplinary field devoted to optimising human performance and reducing human error
- It incorporates the methods and principles of the behavioural and social sciences, physiology and engineering

### **4.3 THE AIM OF HUMAN FACTORS IN AVIATION**

- 4.3.1 By studying the SHEL model of Human Factors we notice that the ‘Liveware’ constitutes a hub and the remaining components must be adapted and matched to this central component. In aviation, this is vital, as errors can be deadly.
- 4.3.2 For that, manufacturers study the Liveware-Hardware interface when designing a new machine and its physical components. Seats are designed to fit the sitting characteristics of the human body, controls are designed with proper movement, instruments lay-out and information provided are designed to match the human being characteristics, etc.
  - 4.3.2.1 The task is even harder since the Liveware, the human being, adapts to mismatches, thus masking any mismatch without removing it, and constituting as such a potential hazard. Examples of that are the 3 pointer altimeters, the bad seating lay-out in cabins that can delay evacuation, etc. It is current common practice for manufacturers to encourage airlines and professional unions to participate in the design phase of aircraft in order to cater for such issues.
- 4.3.3 The other component which continuously interact with the Liveware is the Software, i.e. all non-physical aspects of the system such as procedures, check-list lay out, manuals, and all what is introduced whether to regulate the whole or part of the SHEL interaction process or to create defences to cater for deficiencies in that process. Nevertheless, problems in this interface are often more tangible and consequently more difficult to resolve (e.g. misinterpretation of a procedure, confusion of symbology, etc...).
- 4.3.4 One of the most difficult interfaces to match in the SHEL model is the Liveware-Environment part. The aviation system operates within the context of broad social, political, economical and natural constraints that are usually beyond the control of the central Liveware element, but those aspects of the environment will interact in this interface. While part of the environment has been adapted to human requirements (pressurisation and air conditioning systems, sound-proofing, etc.) and the human element adapts to natural phenomena (weather avoidance, turbulence, etc.), the incidence of social, political and economical constraints is central on the interface and should be properly considered and addressed by those in management with enough power to alter the outcome and smooth the match.
- 4.3.5 The Liveware-Liveware interface represents the interaction between the human elements. Adding proficient and effective individuals together to form a group or a set of views does not automatically imply that the group will function in a proficient and effective way unless they can function as a team. For them to successfully do so we need leadership, good communication, crew-co-operation, teamwork and personality interactions. Crew Resource Management (CRM) and Line Oriented Flight Training (LOFT) are designed to accomplish that goal.
  - 4.3.5.1 When advanced, CRM becomes Corporate or Company Resource Management, since staff/management relationships are within the scope of this interface, as corporate climate and company operating pressures can significantly affect human performance.
- 4.3.6 In brief, Human Factors in aviation aim at increasing the awareness of the human element within the context of the system and provide the necessary tools to perfection the match of the SHEL concept. By doing so it aims at improving safety and efficiency.

## **4.4 SAFETY & EFFICIENCY**

- 4.4.1 Safety and efficiency are so closely interrelated that in many cases their influences overlap and factors affecting one may also affect the other. Human Factors have a direct impact on those two broad areas.
- 4.4.2 Safety is affected by the Liveware-Hardware interface. Should a change affect such interface the result might be catastrophic. In a particular aircraft accident, one causal factor cited in the report was that “variation in panel layout amongst the aircraft in the fleet had adversely affected crew performance”.
- 4.4.2.1 Safety is also affected by the Liveware-Software interface. Wrong information set in the date-base and unnoticed by the crew or erroneously entered by them can result in a tragedy. In a case where an aircraft crashed into terrain, information transfer and data entry errors were committed by navigation personnel and unchecked by Flight Crew were among the causal factors.
- 4.4.2.2 The Liveware-Liveware interface also plays a major role in Safety. Failure to communicate vital information can result in aircraft and life loss. In one runway collision, misinterpretation of verbal messages and a breakdown in normal communication procedures were considered as causal factors.
- 4.4.2.3 Finally, safety is affected by the Liveware-Environment interface. Such interface is not only limited to natural, social or economical constraints, it is also affected by the political climate which could lead to a tragedy beyond the control of the Aircrew. The most famous illustration of such a tragedy is the loss of Pan-Am 101 over Lockerbie in 1988. An airworthy aircraft which “had been maintained in compliance with the regulations” and flown by “properly licensed and medically fit crew” disintegrated in-flight due to “the detonation of an improvised explosive device located in a baggage container”. (AAIB Aircraft Accident Report 2/90, U.K.). As a result of that crash latent failures present in the aviation security system at airports and within the airlines were identified, regulations and procedures were redefined to address those failures and avoid their re-occurrence.
- 4.4.3 Efficiency is also directly influenced by Human Factors and its application. In turn it has a direct bearing on safety.
- For instance, motivation constitutes a major boost for individuals to perform with greater effectiveness, which will contribute to a safe operation.
  - Properly trained and supervised crewmembers working in accordance to SOPs are likely to perform more efficiently and safely.
  - Cabin crew understanding of passengers behaviour and the emotions they can expect on board is important in establishing a good relationship which will improve the efficiency of service, but will also contribute to the efficient and safe handling of emergency situations.
  - The proper layouts of displays and controls in the cockpit enhances Flight Crew efficiency while promoting safety.

## **4.5 FACTORS AFFECTING AIRCREW PERFORMANCE**

4.5.1 Although the human element is the most adaptable component of the aviation system that component is influenced by many factors which will affect human performance such as fatigue, circadian rhythm disturbance, sleep deprivation, health and stress. These factors are affected by environmental constraints like temperature, noise, humidity, light, vibration, working hours and load.

### **4.5.2 Fatigue**

4.5.2.1 Fatigue may be physiological whenever it reflects inadequate rest, as well as a collection of symptoms associated with disturbed or displaced biological rhythms. It may also be psychological as a result of emotional stress, even when adequate physical rest is taken. Acute fatigues are induced by long duty periods or an accumulation of particularly demanding tasks performed in a short period of time. Chronic fatigue is the result of cumulative effects of fatigue over the longer term. Temperature, humidity, noise, workstation design and Hypoxia are all contributing factors to fatigue.

### **4.5.3 Circadian Rhythm Disturbance**

4.5.3.1 Human body systems are regulated on a 24-hour basis by what is known as the circadian rhythm. This cycle is maintained by several agents: day and night, meals, social activities, etc. When this cycle is disturbed, it can negatively affect safety and efficiency.

4.5.3.2 Circadian rhythm disturbance or circadian dysrhythmia is not only expressed as jet lag resulting from long-haul flights where many time zones are crossed, but can also result from irregular or night scheduled short-haul flights.

4.5.3.3 Symptoms of circadian dysrhythmia include sleep disturbance, disruption of eating and elimination habits, lassitude, anxiety and irritability. That will lead to slowed reaction, longer decision making times, inaccuracy of memory and errors in computation which will directly affect operational performance and safety.

### **4.5.4 Sleep deprivation**

4.5.4.1 The most common symptom of circadian dysrhythmia is sleep disturbance. Tolerance to sleep disturbance varies between individuals and is mainly related to body chemistry and emotional stress factors. In some cases sleep disturbance can involve cases of over-all sleep deprivation. When that stage is reached it is called Situational Insomnia, i.e. it is the direct result of a particular situation. In all cases, reduced sleep will result in fatigue.

4.5.4.2 Some people have difficulty sleeping even when living in normal conditions and in phase with the circadian rhythm. Their case is called Clinical Insomnia. They should consult a medical doctor and refrain from using drugs, tranquillisers or alcohol to induce sleep, as they all have side effects which will negatively affect their performance and therefore the safety of flights.

4.5.4.3 To overcome problems of sleep disturbance one should adapt a diet close to his meal times, learn relaxation techniques, optimise the sleeping environment, recognise the adverse effects of drugs and alcohol and be familiar with the disturbing effects to circadian dysrhythmia to regulate his sleep accordingly.

#### 4.5.5 Health

- 4.5.5.1 Certain pathological conditions (heart attacks, gastrointestinal disorders, etc.) have caused sudden pilot incapacitation and in rare cases have contributed to accidents. But such incapacitation is usually easily detectable by other crewmembers and taken care of by applying the proper procedures.
- 4.5.5.2 The more dangerous type is developed when a reduction in capacity results in a partial or subtle incapacitation. Such incapacitation may go undetected, even by the person affected, and is usually produced by fatigue, stress, the use of some drugs and medicines and certain mild pathological conditions such as hypoglycemia. As a result of such health conditions, human performance deteriorates in a manner that is difficult to detect and therefore, has a direct impact on flight safety.
- 4.5.5.3 Even though aircrew are subjected to regular periodical medical examinations to ensure their continuing health, that does not relieve them from the responsibility to take all necessary precautions to maintain their physical fitness. It hardly needs to be mentioned that fitness will have favourable effects on emotions, reduces tension and anxiety and increases resistance to fatigue. Factors known to positively influence fitness are exercise, healthy diet and good sleep/rest management. Tobacco, alcohol, drugs, stress, fatigue and unbalanced diet are all recognised to have damaging effects on health. Finally, it is each individual responsibility to arrive at the workplace “fit to fly”.

#### 4.5.6 Stress

- 4.5.6.1 Stress can be found in many jobs, and the aviation environment is particularly rich in potential stressors. Some of these stressors have accompanied the aviation environment since the early days of flying, such as weather phenomena or in-flight emergencies, others like noise, vibration and G Forces have been reduced with the advent of the jet age while disturbed circadian rhythms and irregular night flying have increased.
- 4.5.6.2 Stress is also associated with life events which are independent from the aviation system but tightly related to the human element. Such events could be sad ones like a family separation, or happy ones like weddings or childbirth. In all situations, individual responses to stress may differ from a person to another, and any resulting damage should be attributed to the response rather than the stressor itself.
- 4.5.6.3 In an aircrew environment, individuals are encouraged to anticipate, recognise and cope with their own stress and perceive and accommodate stress in others, thus managing stress to a safe end. Failure to do so will only aggravate the stressful situation and might lead to problems.

### **4.6 PERSONALITY VS. ATTITUDE**

- 4.6.1 Personality traits and attitudes influence the way we behave and interact with others. Personality traits are innate or acquired at a very young age. They are deep-rooted, stable and resistant to change. They define a person and classify him/her (e.g. ambitious, dominant, aggressive, mean, nice, etc.).



- 4.6.2 On the contrary, attitudes are learned and enduring tendencies or pre-dispositions to respond in a certain way, the response is the behaviour itself. Attitudes are more susceptible to change through training, awareness or persuasion.
- 4.6.3 The initial screening and selection process of aircrew aims at detecting undesired personality characteristics in the potential crewmember in order to avoid problems in the future.
- 4.6.3.1 Human Factors training aims at modifying attitudes and behaviour patterns through knowledge, persuasion and illustration of examples revealing the impact of attitudes and behaviour on flight safety. That should allow the aircrew to make rapid decisions on what to do when facing certain situations.

## **4.7 CREW RESOURCE MANAGEMENT (CRM)**

- 4.7.1 CRM is a practical application of Human Factors. It aims at teaching crew members how to use their interpersonal and leadership styles in ways that foster crew effectiveness by focusing on the functioning of crew members as a team, not only as a collection of technically competent individuals, i.e. it aims at making aircrew work in “Synergy” (a combined effect that exceeds the sum of individual effects).
- 4.7.2 Changes in the aviation community have been drastic throughout this century: the jet age, aeroplane size, sophisticated technology, deregulation, hub and spokes, security threats, industrial strikes and supersonic flights. In every one of those changes some people saw a threat, it made them anxious, even angry sometimes.
- 4.7.2.1 When first introducing CRM some people might see a threat, since it constitutes a ‘change’. However, with the majority of accidents having lapses in human performance as a contributing causal factor, and with nearly two decades of CRM application in the international aviation community revealing a very positive feedback, we see this ‘change’ as “strength”.
- 4.7.3 CRM can be approached in many different ways, nevertheless there are some essential features that must be addressed: The concept must be understood, certain skills must be taught and inter-active group exercises must be accomplished.
- 4.7.4 To understand the concept one must be aware of certain topics as synergy, the effects of individual behaviour on the team work, the effect of complacency on team efforts, the identification and use of all available resources, the statutory and regulatory position of the pilot-in-command as team leader and commander, the impact of company culture and policies on the individual and the interpersonal relationships and their effect on team work.
- 4.7.5 Skills to be developed include:
- **Communication skills**  
Effective communication is the basis of successful teamwork. Barriers to communication are explained, such as cultural difference, rank, age, crew position, and wrong attitude. Aircrews are encouraged to overcome such barriers through self-

esteem, participation, polite assertiveness, legitimate avenue of dissent and proper feedback.

- **Situational Awareness**

Total awareness of surrounding environment is emphasised so is the necessity from the crewmember to differentiate between reality and perception of reality, to control distraction, enhance monitoring and cross-checking and to recognise and deal with one's or others incapacitation, especially when subtle.

- **Problem Solving and Decision Making**

That skill aims at developing conflict management within a time constraint. A conflict could be immediate or ongoing, it could require a direct response or certain tact to cope with it. By developing Aircrew judgement within a certain time frame, we develop skills required to bring conflicts to safe ends.

- **Leadership**

In order for a team to function efficiently it requires a leader. Leadership skills derive from authority but depend for their success on the understanding of many components such as managerial and supervisory skills that can be taught and practised, realising the influence of culture on individuals, maintaining an appropriate distance between team members enough to avoid complacency without creating barriers, care for one's professional skill and credibility, the ability to hold the responsibility of all crew members and the necessity of setting the good example. The improvement of these skills will allow the team to function more efficiently by developing the leadership skills required to achieve a successful and smooth followership in the team.

- **Stress Management**

Commercial pressure, mental and physical fitness to fly, fatigue, social constraints and environmental constraints are all part of our daily life and they all contribute in various degrees to stress. Stress management is about recognising those elements, dealing with one's stress and help others manage their own. It is only by accepting things that are beyond our control, changing things that we can and knowing the difference between both that we can safely and efficiently manage stress.

- **Critique**

Discussion of cases and learning to comment and critique actions are both ways to improve one's knowledge, skills and understanding. Review of actual airlines accidents and incidents to create problem-solving dilemmas that participant Aircrew should act-out and critique through the use of feed-back system will enhance crew members awareness of their surrounding environment, make them recognise and deal with similar problems and help them solve situations that might occur to them.

4.7.6 Finally, for a CRM program to be successful it must be embedded in the total training programme, it must be continuously reinforced and it must become an inseparable part of the organisations culture. CRM should thus be instituted as a regular part of periodical training and should include practice and feedback exercises such as complete crew LOFT exercises.

#### 4.7.7 Line Oriented Flight Training (LOFT)

4.7.7.1 LOFT is considered to be an integral part of CRM training, where the philosophy of CRM skills is reinforced. LOFT refers to aircrew training which involves a full mission simulation of situations which are representative of line operations, with emphasis on situations which involve communication, management and leadership. As such it is considered as a practical application of the CRM training and should enhance the principles developed therein and allow a measurement of their effectiveness.

THIS PAGE INTENTIONALLY LEFT BLANK

## SECTION 5 - ACCIDENT/INCIDENT INVESTIGATION & REPORTS

### **5.1 DEFINITIONS**

- **Accident:** An occurrence associated with the operation of an aircraft which takes place between the time any person boards the aircraft with the intention of flight until such time as all such persons have disembarked, in which a person is fatally or seriously injured as a result of:

- Being in the aircraft
- Direct contact with any part of the aircraft, including parts which have become detached from the aircraft
- Direct exposure to jet blast

except when the injuries are from natural causes, self-inflicted or inflicted by other persons, or when the injuries are to stowaways hiding outside the areas normally available to the passengers and crew, or

- The aircraft sustains damage or structural failure which:
  - Adversely affects the structural strength, performance or flight characteristics of the aircraft, and would normally require major repair or replacement of the affected component,

except for engine failure or damage, when the damage is limited to the engine, its cowlings or accessories; or for damage limited to propellers, wing tips, antennas, tires, brakes, fairings, small dents or puncture holes in the aircraft skin; or

- The aircraft is missing or completely inaccessible.
- **Causes:** Actions, omissions, events, conditions, or a combination thereof, which led to the accident or incident.
- **Incident:** An occurrence, other than an accident, associated with the operation of an aircraft which affects or could affect the safety of operation.
- **Investigation:** A process conducted for the purpose of accident prevention which includes the gathering and analysis of information, the drawing of conclusions, including the determination of causes and, when appropriate, the making of safety recommendations.
- **Investigator-in-charge:** A person, commission or other body charged, on the basis of his/her/their qualifications, with the responsibility for the organisation, conduct and control of an investigation.
- **Serious incident:** An incident involving circumstances indicating that an accident nearly occurred. The difference between an accident and a serious incident lies only in the result.

## **5.2 POLICY**

- 5.2.1 All incidents are investigated through follow-up of occurrences. It should be part of operational policy to conduct an in-house independent & formal investigation following an accident or incident even though it may also be the subject of a Government investigation. A Government investigation can become a protracted affair, whereas the airline needs to ascertain quickly whether any immediate changes in procedures are necessary. Also, the airline may be asked to investigate and make a report on the Government agency's behalf
- 5.2.2 Internal accident/incident investigations are carried out under the authority of the CEO by the Flight Safety Officer.
- 5.2.3 This handbook suggests a suitable procedure for the conduct of an internal investigation commensurate with our divisional structure. The procedure should be standardised and outlined in the Company General Operations Manual.

## **5.3 OBJECTIVES**

- 5.3.1 The investigation should seek to determine not only the immediate causes, but the underlying causes and inadequacies in the safety management system.
- 5.3.2 The appropriate prevention and intervention procedures should then be developed and remedial action is taken.
- 5.3.3 Clearly detailed investigation of each accident/incident concentrates on the way the key aspects of accident causation are inherently interrelated with the accident/incident.

## **5.4 INCIDENT/ACCIDENT NOTIFICATION**

### **5.4.1 Incident Notification & Investigation**

- 5.4.1.1 An aircraft incident can be defined as any occurrence, other than an accident, which places doubt on the continued safe operation of the aircraft and:
- Has jeopardised the safety of the crew, passengers or aircraft but which has terminated without serious injury or substantial damage
  - Was caused by damage to, or failure of, any major component not resulting in substantial damage or serious injury but which will require the replacement or repair of that component
  - Has jeopardised the safety of the crew, passengers or aircraft and has avoided being an accident only by exceptional handling of the aircraft or by good fortune
  - Has serious potential technical or operational implications
  - Causes trauma to crew, passengers or third parties
  - Could be of interest to the press and news media

5.4.1.2 Examples include loss of engine cowlings, portions of flap or control surfaces, items of ancillary equipment or fuselage panels; an altitude excursion or other air traffic violation; a minor taxiing accident; damage due to collision with ground equipment.

5.4.1.3 In collaboration with other management staff the Flight Safety Officer will need to devise a procedure for containing such incidents within Flight Operations.

#### 5.4.2 Accident Notification & Investigation

5.4.2.1 Aircraft accident investigation is a highly specialised discipline and a dedicated profession, and full Company emergency procedures in the wake of an accident are not the Flight Safety Officer's responsibility. It is therefore outside the scope of this handbook to cover both subjects completely. However, the Flight Safety Officer must have a good understanding of the procedures involved. **When any accident occurs - and this does not necessarily mean a hull loss involving loss of life- the Flight Safety Officer will be seen as the person who knows what to do.**

5.4.2.2 In most States' regulations, a duty is placed upon the Commander of an aircraft or, if the Commander has been killed or incapacitated, upon the operator to notify an aircraft accident to the appropriate Government investigating authority. **For practical purposes, this becomes the Flight Safety Officer's responsibility.**

#### 5.4.3 International Investigations

5.4.3.1 When an aircraft operated by one State crashes in a foreign State, the procedures involving investigation are set out in Annex 13 to the ICAO Convention. The procedures are complex, but the basic points are:

- The two countries can agree on a procedure not specifically covered in Annex 13
- The State in which the accident occurs always has the right to appoint a person to conduct the investigation and prepare the subsequent accident report. If the accident occurs in international waters then this right reverts to the State of registry of the aircraft
- The State of registry has the right to send an accredited representative to participate in the investigation. This person is authorised to be accompanied by advisers who may represent the aircraft operator, the manufacturer or employee trade unions;
- The State of registry is obliged to provide the State of occurrence with information on the aircraft, its crew and its flight details
- The accredited representative and any advisers should be entitled to:
  - Visit the scene of the accident
  - Examine the wreckage
  - Question witnesses
  - Gain access to all relevant evidence
  - Receive copies of all pertinent documents
  - Make submissions to the investigation
  - Receive a copy of the final report

- There is no entitlement for the State of registry to take part in the analysis of the accident or the development of its cause(s). This is the right of the State conducting the investigation.
- 5.4.3.2 Being mindful of any changes to the provisions of ICAO Annex 13, the Flight Safety Officer could certainly be expected to become involved in several items above.
- 5.4.4 All staff have the responsibility to report an incident to the Operations Control Centre or other company required contact point by the most expeditious way.
- 5.4.5 In case of reportable incidents, an investigation will commence at the earliest possible opportunity and shall be undertaken by the responsible line manager.
- 5.4.6 The DFDR and/or CVR may be removed from the aircraft if it is believed that the data may contribute to the investigation of an incident or accident.
- 5.4.7 The Operations Control Manager on-duty shall inform all concerned as per the emergency group list provided, whenever an accident or serious incident occurs (see flowchart in 5.5)
- 5.4.8 The Operations Control Manager on-duty shall inform the Flight Safety Officer or his alternate on duty whenever an ASR is received by fax.
- 5.4.9 It is the operator's duty to notify the appropriate authorities.
- 5.4.9.1 When safety violations by ground service personnel occur (e.g. opening of cargo doors with engines running, ramp manoeuvring traffic violations, misuse of ground support equipment, etc.), the ramp safety expert will normally assume the principal role in any investigation and follow-up.
- 5.4.9.2 In order to instigate appropriate action, Aircraft Commanders are requested to:
- If in communication with ATC, advise of any incidents
  - Complete an Air Safety Report
  - Inform Flight Operations as soon as possible by the most expeditious means



## 5.5 **INCIDENT/ ACCIDENT EXAMPLE GROUP FLOWCHART & LIST OF RESPONSIBILITIES**

<b>AUTHORITY</b>	<b>DEALS WITH</b>	<b>NOMINATED PERSON</b>	<b>PHONE No.</b>
Director of Operations (Crisis Manager)	Commercial dept. Press & media Customer relations, Legal dept., Insurance dept	+ alternate(s)	Normal(s) Mobile(s) Pager(s)
Director of Engineering	Commercial dept., Legal dept., Insurance dept.	As above.	As above.
Chief Pilot	Regulatory authorities, Flight crew information	As above.	As above.
Flight Safety Officer	Investigation, crew documentation & information, internal & external liaison	As above.	As above.
Administration Manager	Security dept., company emergency procedure	As above.	As above.
Fleet Manager	Crew welfare, operational analysis, MEL procedures	As above.	As above.
Engineering Manager	Engineering analysis, MM procedures	As above.	As above.
Flight Operations Manager	Operations status, communications	As above.	As above.
Human Resources Manager	Personnel records & welfare	As above.	As above.
Chief Cabin Crew	Cabin crew information & welfare, cabin procedures	As above.	As above.
Aircraft Commander	Communication with Ft. Ops Control Centre, Filing ASR, Documentation, preserving evidence, pax & crew welfare	Liases with local authorities & support agencies.	No comments to press or media.
Public Relations Representative	Press & media	As above.	As above.

## 5.6 **INCIDENT/ACCIDENT INVESTIGATION PROCEDURE**

- 5.6.1 In case of accident or serious incident, and whenever the operator decides that an investigation into an incident is required, the Flight Safety Officer who heads the safety department/section shall decide on the level of the investigation.

The Investigator-in-charge could be one of the following:

- Flight Safety Officer
- An air safety investigator representing him
- Delegate(s) from Flight Operations and/or Engineering and Maintenance, or an investigating committee headed by the Flight Safety Officer or the air safety investigator representing him, in which Flight Operations and Engineering & Maintenance are represented by persons who could be from the fleet/section involved in the incident, but who do not have direct influence on the operating process (i.e. not the fleet or training manager, etc)

5.6.2 A trade representative of the concerned association can attend the appropriate interviews and the investigation process as an observer provided he/she maintains confidentiality and refrain from releasing any information. Should he/she have any reservation he/she should raise it with the investigator-in-charge or with the head of the investigation committee. If not satisfied he/she can raise it to the Accountable Manager.

5.6.3 The investigator-in-charge should investigate and report to the accountable manager any aspect considered to be relevant to an understanding of the incident by examining the circumstances surrounding the incident in order to discover the likely latent and active causes that lead to it.

5.6.4 The investigation report should then be reviewed with the Flight Operations and Engineering & Maintenance post holders and all safety recommendations should be implemented. However, if a safety recommendation is not considered necessary by a post holder, he/she should so state to the accountable manager and to the investigator-in-charge the reason(s) for rejecting it. The accountable manager has final authority.

## **5.7 PREPARATION**

5.7.1 As soon as a notification of an incident/accident is received, it is the duty of the Flight Safety Officer to ensure that all relevant documents are gathered and made available for reference. This list is not exhaustive, but will typically include, as appropriate:

- The original Air Safety Report
- Crew statements
- Crew license details and training records
- Witness statements
- Photographs
- Flight documentation (navigation log, weight and balance information, etc)
- Operating/maintenance manuals and checklists

5.7.2 Obtain also, if appropriate:

- All relevant DFDR printouts and CVR transcripts
- ATC voice tapes or transcripts
- ATC radar transcript

## 5.8 ACCIDENT INVESTIGATION REPORT

5.8.1 The investigator-in-charge report should be written under the following suggested headings, as per the ICAO Annex 13 Appendix:

### 1. FACTUAL INFORMATION

**1.1 History of the flight.** A brief narrative giving the following information:

- Flight number, type of operation, last point of departure, time of departure (local time or UTC), point of intended landing.
- Flight preparation, description of the flight and events leading to the accident, including reconstruction of the significant portion of the flight path, if appropriate.
- Location (latitude, longitude, elevation), time of the accident (local time or UTC), whether day or night.

**1.2 Injuries to persons.** Completion of the following (in numbers):

<i>Injuries</i>	<i>Crew</i>	<i>Passengers</i>	<i>Other</i>
Fatal			
Serious			
Minor/None			

*Note: Fatal injuries include all deaths determined to be a direct result of injuries sustained in the accident. Serious injury is defined in Chapter 1 of Annex 13.*

**1.3 Damage to aircraft.** Brief statement of the damage sustained by aircraft in the accident (destroyed, substantially damaged, slightly damaged, no damage).

**1.4 Other damage.** Brief description of damage sustained by objects other than the aircraft.

**1.5 Personnel information.**

- a) Pertinent information concerning each of the flight crewmembers including: age, validity of licenses, ratings, mandatory checks, flying experience (total and on type) and relevant information on duty time.
- b) Brief statement of qualifications and experience of other crewmembers.
- c) Pertinent information regarding other personnel, such as air traffic services, maintenance, etc., when relevant.

**1.6 Aircraft information.**

- a) Brief statement on airworthiness and maintenance of the aircraft (indication of deficiencies known prior to and during the flight to be included, if having any bearing on the accident).
- b) Brief statement on performance, if relevant, and whether the mass and centre of gravity were within the prescribed limits during the phase of operation related to the accident. (If not, and if of any bearing on the accident give details).
- c) Type of fuel used.

**1.7 Meteorological information:**

- a) Brief statement on the meteorological conditions appropriate to the circumstances including both forecast and actual conditions, and the availability of meteorological information to the crew.
- b) Natural light conditions at the time of the accident (sunlight, moonlight, twilight, etc.).

**1.8 Aids to navigation.** Pertinent information on navigation aids available, including landing aids such as ILS, MLS, NDB, PAR, VOR, visual ground aids, etc., and their effectiveness at the time.

**1.9 Communications.** Pertinent information on aeronautical mobile and fixed service communications and their effectiveness.

**1.10 Aerodrome information.** Pertinent information associated with the aerodrome, its facilities and condition, or with the take-off or landing area if other than an aerodrome.

**1.11 Flight recorders.** Location of the flight recorder installations in the aircraft, their condition on recovery and pertinent data available therefrom.

**1.12 Wreckage and impact information.** General information on the site of the accident and the distribution pattern of the wreckage; detected material failures or component malfunctions. Details concerning the location and state of the different pieces of the wreckage are not normally required unless it is necessary to indicate a break-up of the aircraft prior to impact. Diagrams, charts and photographs may be included in this section or attached in the appendices.

**1.13 Medical and pathological information.** Brief description of the results of the investigation undertaken and pertinent data available therefrom.

*Note: Medical information related to flight crew licenses should be included in 1.5 Personnel Information.*

**1.14 Fire.** If fire occurred, information on the nature of the occurrence, and of the firefighting equipment used and its effectiveness.

**1.15 Survival aspects.** Brief description of search, evaluation and rescue, location of crew and passengers in relation to injuries sustained, failure of structures such as seats and seat-belt attachments.

**1.16 Tests and research.** Brief statements regarding the results of tests and research.

**1.17 Organisational and management information.** Pertinent information concerning the organisations and their management involved in influencing the operation of the aircraft. The organisations include, for example, the operator; the air traffic services, airway, aerodrome and weather service agencies; and the regulatory authority. The information could include, but not be limited to, organisational structure and functions, resources, economic status, management policies and practices, and regulatory framework.

**1.18 Additional information.** Relevant information not already included in 1.1 to 1.17 above.

**1.19 Useful or effective investigation techniques.** When useful or effective investigation techniques have been used during the investigation, briefly indicate the reason for using these techniques and refer here to the main features as well as describing the results under the appropriate subheadings 1.1 to 1.18.

## **2. ANALYSIS**

Analyse, as appropriate, only the information documented in 1. - Factual information and which is relevant to the determination of conclusions and causes.

## **3. CONCLUSIONS**

List the findings and causes established in the investigation. The list of causes should include both the immediate and the deeper systemic causes.

## **4. SAFETY RECOMMENDATION**

As appropriate, briefly state any recommendations made for the purpose of accident prevention and any resultant corrective action.

## **APPENDICES**

Include, as appropriate, any other pertinent information considered necessary for the understanding of the report.

*Note: All the above should be included in the report in the same sequence. If not relevant to the accident/incident they should be included and the term not relevant mentioned next to them whenever appropriate.*

## **5.9 ACCIDENT INVESTIGATOR'S KIT**

5.9.1 An investigator's kit should always be available in the company to be used by all Air Safety Investigator's whenever they are exercising their duties. It should contain at least the following:

### Clothing & Personal Items:

- Personal Protective Equipment (PPE Disposable)
- Personal Protective Equipment (Non-Disposable)
- Waterproof trousers and overjackets
- Coveralls
- Fluorescent tabards
- Vinyl gloves
- Industrial work gloves
- Industrial work boots
- Rubber boots
- Face masks
- Woollen hats
- Lightweight overjackets and trousers

- Passport & extra photos
- Tickets
- Credit cards
- Immunisation records
- Cash, traveller's cheques, and/or letter of credit
- Business cards
- Travel authorisation
- Medical kit
- Sun/reading/safety glasses
- Insect repellent
- Toiletries
- Towelettes

Stationery:

- Clipboards
- Waterproof coloured marker pens
- Felt-tipped pens, ball pens and pencils
- Assorted clear plastic envelopes
- Pocket notepads
- Staplers and spare staple packs
- Assorted office envelopes
- Tie-on labels
- String (500m)
- Map or plan of area - preferably highly detailed with topographic information
- Company Emergency Procedures manual
- File folder
- Chalk
- Eraser
- Cellophane tape
- Paperclips & rubber bands
- Pins
- Ruler

Hardware:

- Torches (Flashlights) and spare batteries
- Battery-mains tape recorder
- Camera - Polaroid or digital, with spare film/memory
- Camera - 35mm roll-film camera with flashgun and spare film
- Camera - video
- Mobile UHF radios with spare battery packs and charger unit
- 100-metre measuring tape
- Valises for carrying equipment
- Labels and Signs
- Cellular Phone - modem capable with spare battery packs
- Laptop with fax and e-mail modem with spare battery packs
- Calculator
- Compass

- Binoculars
- Knife
- Telephone lists
- Matches
- Can opener
- Plotter
- Padlock
- Mirror
- Tape measure
- Magnifying glass
- Water container & cup
- Whistle
- Tools
- Plastic bags & ties
- Magnet

*Important Note: Personal Protective Equipment (PPE) is mandatory in the USA and Canada. PPE must be worn to protect investigators on site from blood-borne pathogens. PPE training must be received prior to its use. Investigators not equipped with appropriate PPE will not be permitted to enter the accident site.*

#### 5.9.2 Investigator Departure Checklists

##### Briefings

Accident  
 Locale & weather  
 Rendezvous location & contact info  
 Management and legal  
 Trip duration  
 Personal security (as req'd)

##### Travel plans

Make reservations (always get round trip tickets)  
 Money, traveller's checks, credit cards  
 Paycheque disposition

##### Visa

Learn if required (travel office or airline can advise)  
 Delay if necessary  
 Medical items  
 Get travel medical kit  
 Doxycyclene  
 Personal medications  
 Hand-carry valuables and essentials  
 Check remaining luggage (label inside & outside)  
 Use "Go Kit" Checklist  
 Cancel Appointments  
 Business  
 Personal  
 Medical

5.9.2 All accident investigators should have received the HBV vaccination and completed the Bloodborne Pathogens training program.

THIS PAGE INTENTIONALLY LEFT BLANK



## **SECTION 6 - EMERGENCY RESPONSE & CRISIS MANAGEMENT**

### **6.1 GENERAL**

- 6.1.1 Because commercial air transport operations are based almost entirely on public confidence, any accident has a significant impact. Even those organisations that do not cater to external customers operate within a mutual trust agreement between the pilots, mechanics, schedulers and management. A major accident which results in a hull loss, human suffering and loss of life inevitably undermine the customer's confidence in aviation as a whole, but the organisation(s) involved will suffer the most. For these reasons, it is vital for every aviation organisation to implement and develop contingency plans to deal with and manage a crisis effectively.
- 6.1.2 Past accidents have highlighted the fact that many organisations do not have effective plans in place to manage a post-accident crisis. This may be due to either lack of resources or a proper organisational structure, or a combination of both factors. The aim of this section is to provide practical guidelines for developing and implementing a crisis management plan.
- Note: However, due to differences in corporate structures and organisational requirements, those guidelines should be further developed by each operator in order to adapt them to the organisation's needs and resources. Refer to the IATA Emergency Response Manual (planned for release by the end of 2000).*
- 6.1.3 In a developing organisation the Flight Safety Officer may be tasked with planning the company's emergency response and crisis management procedures. In larger, established organisations these procedures are usually the responsibility of a dedicated Emergency Planning department. The development of these procedures is a highly specialised and time-consuming task; therefore, serious consideration should be given to engaging external resources.
- 6.1.4 All procedures, including local airport emergency plans at route stations, must be promulgated in a dedicated company Emergency Procedures Manual that is distributed selectively throughout the network. This should include procedures of code-sharing and alliance partners. Individuals who have responsibilities following a major accident or who are liable to become involved in the aftermath are obliged to keep themselves apprised of its contents. The emergency response plan should be exercised at regular intervals to ensure its completeness and suitability (both full and table top exercises).
- 6.1.5 Tens of thousands of public enquiry telephone calls can be expected if the accident occurs to a relatively well known airline. Smaller airlines, cargo carriers and corporate entities may find much less trouble with phone calls and media enquiries. The Company may, therefore, be required to provide or contract for toll-free lines to receive public calls and also ensure that an adequate number of trained staff can be made available to respond. The Company web-site should consider having a link to only deal with information regarding this event. Consideration should be given to setting up a separate web-site for this function alone. This information should be controlled and administered through the CMC. Large national carriers who have specialised emergency response centres may be willing to provide a contracted service for public telephone enquiries and liaison with the authorities.

## 6.2 **RESPONSIBILITIES**

6.2.1 Although an organisation may have in place a procedure to be followed in the event of becoming involved in an accident or incident (as in the example Flight Operations procedure in Section 5.5), it is often the case that little thought is given to the after-effects of a fatal accident on the whole Company, particularly with small organisations.

6.2.2 **Airports:** ICAO Annex 14 states that before operations commence at an airport an emergency plan should be in place to deal with an aircraft accident occurring on or in the vicinity of the airport. If an organisation utilises these ICAO member airports, the following plan would be available to be viewed by those organisations wishing to do so. This plan, in addition to specifying the airport authority's role, must show the details of any local organisation that could assist and would include, for example:

- Police, fire and ambulance services
- Hospitals and mortuaries
- Armed (military) services
- Religious and welfare organisations (i.e. Red Cross/Red Crescent)
- Transport and haulage contractors
- Salvage companies
- Foreign embassies, consulates and legations

6.2.3 The airport authority normally should establish an Emergency Co-ordination Centre (ECC) through which all post-accident activities are organised and controlled. It will also provide a reception area to temporarily house survivors, their family and friends.

6.2.4 **Flight Operations:** It is the organisation's responsibility to maintain familiarity with emergency plans at all airports into which it operates. If an accident occurs, senior representatives of the airline(s)/organisation(s) concerned must report to the airport's ECC to co-ordinate its activities with the airport authority and representatives of all other agencies responding.

6.2.5 The organisation's own emergency response procedures will be implemented immediately.

6.2.6 The airline or flight operations organisation is responsible for:

- Removal and salvage of the aircraft and any wreckage
- Providing information on any dangerous goods carried as cargo on board the aircraft
- Co-ordination of media coverage relating to the incident
- Notifying local Customs, Immigration and Postal authorities
- Victim support. A senior organisation official must be made responsible for:
  - Directing relatives to the designated survivor's reception area
  - Providing overnight accommodation as required
  - Being in attendance at hospitals to provide assistance for accident victims
  - Notifying survivors' next-of-kin, other family members and friends
  - Making arrangements for transporting relatives to a location near the accident site
  - Returning deceased victim's remains to the country of domicile

*Note: In some States, an airline involved in an accident is also responsible for notifying the deceased's next-of-kin.*

6.2.7 To fulfil the above responsibilities the organisation must establish and equip:

- A Crisis Management Centre (CMC) at HQ
- A Local Incident Control Centre (LIACC) at the airport to co-ordinate activities with HQ and the airport authority's Emergency Control Centre
- A mobile support and investigation team

### **6.3 EXAMPLE OF A COMPANY EMERGENCY RESPONSE ORGANISATION**

6.3.1 In the event of an accident there are basically three areas of response:

- HQ - activation of the company's Crisis Management Centre
- Local - activation of the LIACC in conjunction with the airport's ECC
- Mobile - activation and dispatch of the company's Incident Support Team

6.3.2 Crisis Management Centre: Secure HQ office space will need to be allocated to house a CMC, which may be sub-divided into:

- Incident Control Centre (ICC)
- Media Information Centre (MIC)
- Passenger Information Centre (PIC)
- LIACC (Local Incident Control Centre) liaison
- Engineering liaison

6.3.3 The CMC team for a passenger airline will typically consist of:

- CEO
- Director of Operations (who may be designated in-command)
- Commercial Director
- Marketing Director
- Director of Support Services (i.e. legal, insurance and administration)
- Head of Safety
- Head of Security
- Head of Engineering
- Head of Public Relations
- Head of Customer Relations

7.3.4 The CMC is responsible for co-ordinating all external and internal information, communication and response to the accident. It will:

- Arrange any special flights required
- Brief and dispatch the mobile support team
- Respond to public enquiries
- Prepare statements to the media
- Liaise with the accident site and nearest airport to the site

- Collect and analyse all relevant information concerning the possible cause of the accident, its consequences and casualty assessment

6.3.5 In addition to office furniture and stationary supplies the CMC must be equipped with:

- An ARINC/SITA facility with a dedicated address
- Sufficient telephones and fax machines (unlisted) for all users
- PC equipment
- Investigation and field kit for issue to the mobile response team
- All relevant company manuals
- Internal and external telephone directories
- Accurate wall clocks to indicate the time in UTC, at HQ and at the accident site
- Televisions tuned to an all-news channel and an all-weather channel
- Aeronautical charts

6.3.6 The CMC must be maintained in a constant state of preparedness. It should be borne in mind that once activated, the CMC will require 24-hour manning for an unspecified period, and therefore alternative members should be nominated to provide shift coverage.

6.3.7 Local Incident Control Centre: This will be an extension of the Station Manager's (or handling agent's) office at the incident airport and must be equipped with adequate communications facilities for liaison with the CMC and the airport Emergency Control Centre. It will be necessary to reinforce the station's staff in order to man the LICC on a shift basis in addition to maintaining routine operations. In the early stages this can be accomplished by utilising off-duty personnel until the mobile team arrives.

6.3.8 Mobile Investigation and Support Team will be made up of:

- Flight Safety Officer or representative
- Engineering specialist(s)
- Representative for aircraft type fleet and/or Training Manager (ideally both)
- Volunteers who can support staff at the incident airport in the handling of the incident (LICC duties, for example) and assist with maintaining normal operations plus members of the State's air accident investigating authority and victim identification team (see the notes at the end of this section).

6.3.9 The Mobile Support and Investigation Team will travel by the fastest possible means and must be prepared for an extended period of absence. They must also be equipped for work in the field (refer to Section 5.9).

## **6.4 RESPONSE GUIDELINES**

6.4.1 Flight Operations Control will most likely receive first notification of an accident. Keep in mind; first notification of an accident may come from someone totally disassociated with the primary organisation involved. Quite often, the first notification has been from the media or a news reporter. Call-out of key personnel must then be initiated beginning with the members of the CMC. This in turn leads to a call-out cascade to all other people and organisations involved.

- 6.4.2 The media cannot and must not be treated curtly or rudely. The first inquiries by the media may catch organisation personnel off-guard and may seem prying or over-zealous, however reporters may be referred to the organisation spokesperson, or a simple statement may suffice temporarily, such as:

*"We have just received word concerning one of our aircraft being involved in an incident. As soon as we here at \_\_ (XYZ Airlines Headquarters) \_\_\_\_ gather the details, we will release the information to the media."*

The person answering the initial call from the media should try not to sound surprised or "thrown-off" by the questions. If they are unable to maintain composure, they should pass the phone call quickly to someone else, after placing the reporter on hold temporarily. It is important that the flight organisation sound and appear on camera as though business is being handled professionally and thoughtfully throughout the entire crisis.

- 6.4.3 Establish control of media communications by trying to be the best source of information. As soon as possible, provide a means for the public to obtain accurate information, such as a toll-free telephone line and/or a web site that is frequently updates.
- 6.4.4 Be readily available. Be well prepared. Be accurate. Be co-operative.
- 6.4.5 Do not talk "off the record".

## **6.5 CORPORATE ACCIDENT RESPONSE TEAM GUIDELINES: "C.A.R.E."**

- 6.5.1 One method that many corporate aviation departments use to ensure all-important tasks are completed is "C.A.R.E.", which stands for "Confirm, Alert, Record, and Employees". The C.A.R.E. method details can be found in Appendix F.

## **6.6 SMALL ORGANISATION EMERGENCY RESPONSE**

- 6.6.1 This section is intended for small sized or corporate operators that have not yet developed a full-scale crisis management plan. Consultants are available to assist in the development of the plan.

### **6.6.2 Senior Executive**

- Call the next primary or alternate member (the Legal Representative) of your Response Team. Inform him/her of the name and phone number of each Team member notified. **All Senior Executives should be trained to deal with the media.**
- Schedule and hold a press conference as soon as practicable within the first 24 hours after the incident/accident. Show concern for the victims and their families and state only the facts. Do not talk "off the record". **Answer a few questions then delegate a Public Relations representative to address additional inquiries.** Consider reciting other information, such as (if applicable):
  - The corporate aircraft use policy (to enhance corporate productivity)

- Refer reporters an industry organisation and/or the Flight Safety Foundation at (703) 739-6700 regarding corporate aviation safety statistics
  - Average number of years of experience for your pilots
  - Pilot recurrent training program
  - Type and age of aircraft
- Issue an in-house statement for company employees
  - Notify the Board of Directors and other executives as necessary

### 6.6.3 Legal Representative

- Call the next primary or alternate member of your Response Team. Inform him/her of the name and phone number of each Team member notified.
- Co-ordinate with your aviation insurance claims specialist in obtaining statements from the flight crew. Represent crewmembers in discussions with investigation officials.
- Collect information on any third party injuries or property damage.
- Notify the Regulatory and Investigative Agencies. In the case of criminal acts such as sabotage, hostages or a bomb threat, notify the criminal authorities.
- When notifying the Regulatory and Investigative Agencies, simply give the facts. Do not speculate or draw your own conclusions.
- Follow the guidelines of ICAO Annex 13 and NTSB regulation Part 830, or equivalent.

### 6.6.4 Preservation of Evidence

- Verify that your Team Leader is collecting flight department records.
- Verify with your aviation insurance claims specialist that the wreckage has been preserved.

### 6.6.5 Aviation Insurance Claims Specialist

- Call the next primary or alternate member (the Human Resources Specialist) of your Response Team. Inform him/her of the name and phone number of each Team member notified.
- Notify your aviation insurance broker and the field claims office nearest to the accident site.
- Review the provisions of your aircraft insurance policy.

### 6.6.6 Human Resources Specialist

- Call the next primary or alternate member (the Public Relations Representative) of your Response Team. Inform him/her of the name and phone number of each Team member notified.
- Obtain an accurate list of passengers and crewmembers involved from your Team Leader or flight department scheduler. Verify exact names and contact telephone numbers.
- Obtain an accurate report of medical conditions for each individual.
- Arrange to have family members of accident victims notified in person. Use company representatives, local police, Red Cross representatives, etc. for this purpose. Only if

this is impossible, contact family members by telephone. Do not leave a message other than for a return call.

- Be sensitive to immediate needs of family.
  - Consider flying the spouse(s), by airline, to the location of the accident.
  - Offer to pick up children from school or childcare.
  - Offer to inform clergy of each family's choice. Clergy can be helpful as trauma counsellors and assisting with family needs.
- Consider having a professional trauma counsellor available for the families of the victims.
- Co-ordinate group health care coverage with hospitals.
- Photocopy personnel records of flight crew employees for your purposes. Store originals in a secure place for future reference.

#### 6.6.7 Public Relations Representative

- Call your Team Leader. This will confirm that all members of your Team have been contacted. Inform him/her of the name and phone number of each Team member notified.
- Be prepared with a statement for the media. State only the facts. Never speculate as to the possible cause of the incident/accident. Defer determination of probable cause to the investigative authorities.
- The following is an example of a prepared statement:

*"I have received notification that one of our company's aircraft has been involved in an (accident-incident-threatening act). Our sincere concern goes out to all of the families involved. We are in the process of notifying the families of these individuals. I understand that (number) passengers and (number) crewmembers were onboard. "*

*"The aircraft was on a flight from (departure point) to (intended destination). This is all we know at this time. We have activated our Emergency Response Plan and are fully co-operating with the investigative authorities in charge to determine exactly what happened. We will inform the media of additional information as soon as it becomes available. Otherwise, we will (hold a press conference-issue a press release) tomorrow at (time)."*

- Checklists must be devised for every stage of the procedure. These will form part of the Emergency Procedures manual. Once a plan has been devised a network-wide practice exercise should be accomplished at least once annually to ascertain the effectiveness of the system.
- Personalities and contact details change. Communications and appointment lists should therefore be updated at frequent intervals.

## ***SECTION 6 NOTES***

1. Although suitable emergency response procedures can be devised based on the foregoing information, their development is not an easy task. The exact procedures to be adopted will depend on the size of the organisation, its corporate structure, route network, type of operation and the requirements of prevailing legislation not only in the operator's State but also in the country in which the accident occurs. With this in mind it is advisable to enlist the aid of a specialist organisation which can provide training and advice on procedures which are practicable and specific to the operator's needs. See Appendix B for further information on organisations providing such services.
2. US Federal Family Assistance Plan for Aviation Disasters:  
The Aviation Disaster Family Assistance Act of 1996 and the Foreign Air Carrier Family Support Act of 1997 stipulate that in the event of an aviation disaster, the NTSB Office of Family Affairs role is to co-ordinate and provide additional resources to the airline and local government to help victims and their families by developing a core group of experienced personnel who have worked aviation accidents while preserving local responsibility jurisdiction. Presently, this legislation applies only to US carriers and those flying to and from the USA, however it may well set a standard for the industry. This is confirmed by the fact that many international operators, some of who do not even fly to the USA, are implementing procedures that are compatible with US legislation.

NTSB Tasks include: Co-ordinate federal assistance and serve as liaison between airline and family members; co-ordinate with airline about family and support staff logistics; integrate federal support staff with airline staff to form *Joint Family Support Operations Centre (JFSOC)*; co-ordinate assistance efforts with local and state authorities; conduct daily co-ordination meetings; provide and co-ordinate family briefings; co-ordinate with Investigator-In-Charge for possible visit to crash site; provide informational releases to media on family support issues; maintain contact with family members and provide updates as required.

Airline Tasks include: Provide public with continuous updates on progress of notification; secure a facility to establish a *Family Assistance Centre (FAC)* in which family members can be protected from the media and unwelcome solicitors; make provisions for a *Joint Family Support Operations Centre* to include communication and logistical support; provide contact person to meet family members as they arrive and while at incident site; maintain contact with family members that do not travel to incident site; co-ordinate with American Red Cross to provide mental health services to family members; establish joint liaison with American Red Cross at each supporting medical treatment facility.

### Contact Information:

National Transportation Safety Board                      Tel: (202) 314-6185  
Office of Family Affairs    Fax: (202) 314-6454  
490 L'Enfant Plaza East SW  
Washington, DC 20594  
USA

NTSB 24-Hour Communications Centre (non-public)      Tel: (202) 314-6290



## SECTION 7 - RISK MANAGEMENT

### 7.1 DEFINITIONS

7.1.1 **Risk Management** can be defined as **the identification, analysis and economic elimination, and/or control to an acceptable level, those risks that can threaten the assets or earning capacity of an enterprise.** In this case, a commercial airline. The risk management process seeks to identify, analyse, assess and control the risks incurred in airline operations so that the highest standard of safety can be achieved. It must be accepted that absolute safety is unachievable, but *reasonable* safety can be achieved across the spectrum of the operation. If the flight safety programme outlined in this handbook is adopted and the methods diligently applied, the hazards and risks associated with commercial airline operations can be controlled and minimised. A detailed discussion on the Risk Management Process can be found in Appendix E.

7.1.2 The dictionary defines the word '**risk**' variously as:

- A hazard, danger, chance of loss or injury
- The degree of probability of loss
- A person, object or factor likely to cause loss or danger
- To expose to danger
- To incur the chance of an unfortunate consequence by some action,

and '**hazard**' is defined as:

- A condition that has the potential to cause harm
- To expose to chance

### 7.2 THE TRUE COST OF RISK

7.2.1 One insurance company has calculated the following (1998 figures):

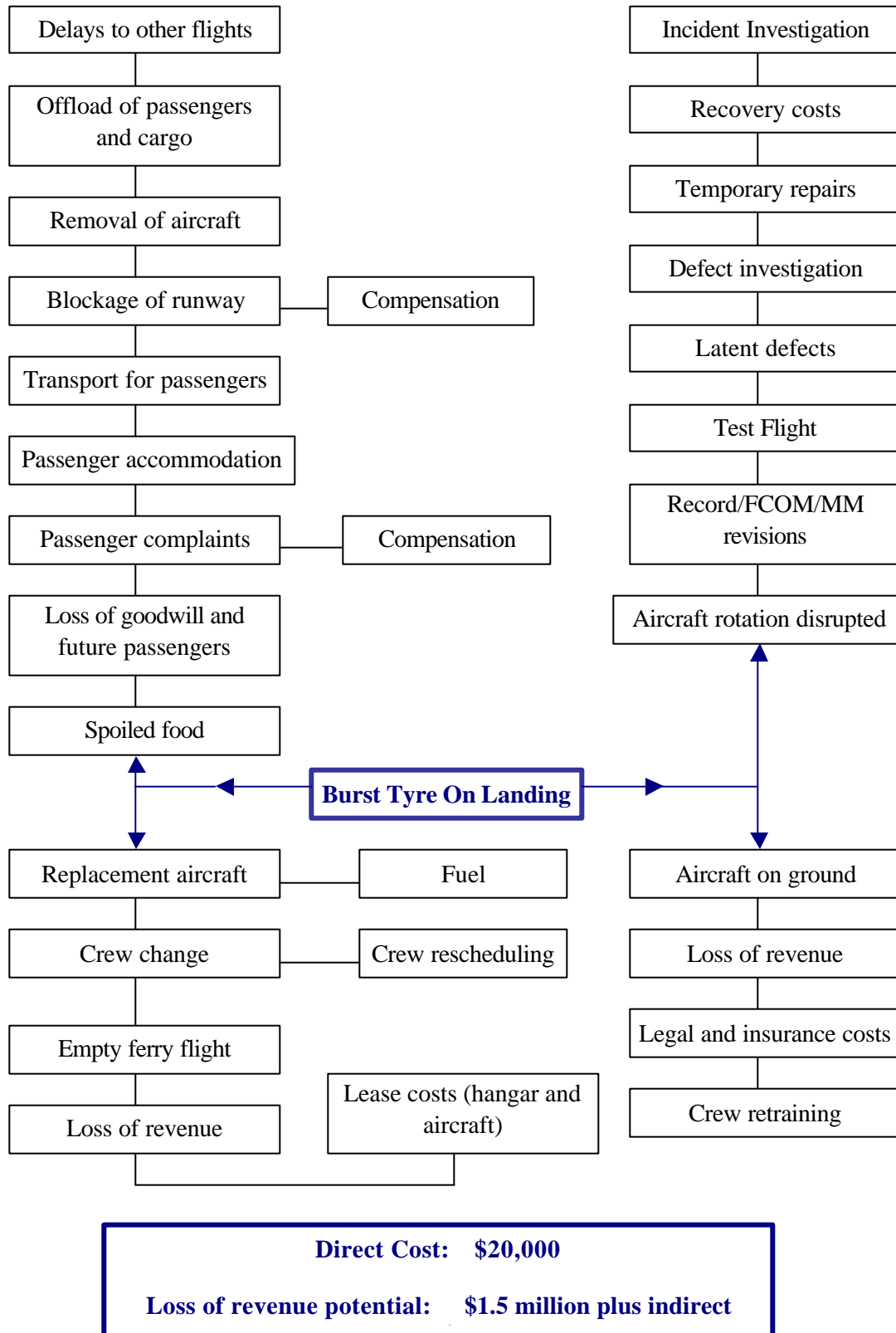
- Ramp incidents alone cost the industry \$3 billion a year, which equates to \$300,000 per jet aircraft
- Indirect costs, non-insurable costs, loss of revenue, etc. can exceed the direct costs by 20 times at least.

7.2.2 Examples:

<b>Type of Event</b>	<b>Direct costs</b>	<b>Indirect Costs</b>
A/C struck by catering truck	\$17,000	\$230,000
A/C struck by another whilst taxiing	\$1.9 million	\$4.9 million
Manoeuvring pier struck parked A/C	\$50,000	\$600,000
A/C struck by tug during pushback	\$250,000	\$200,000

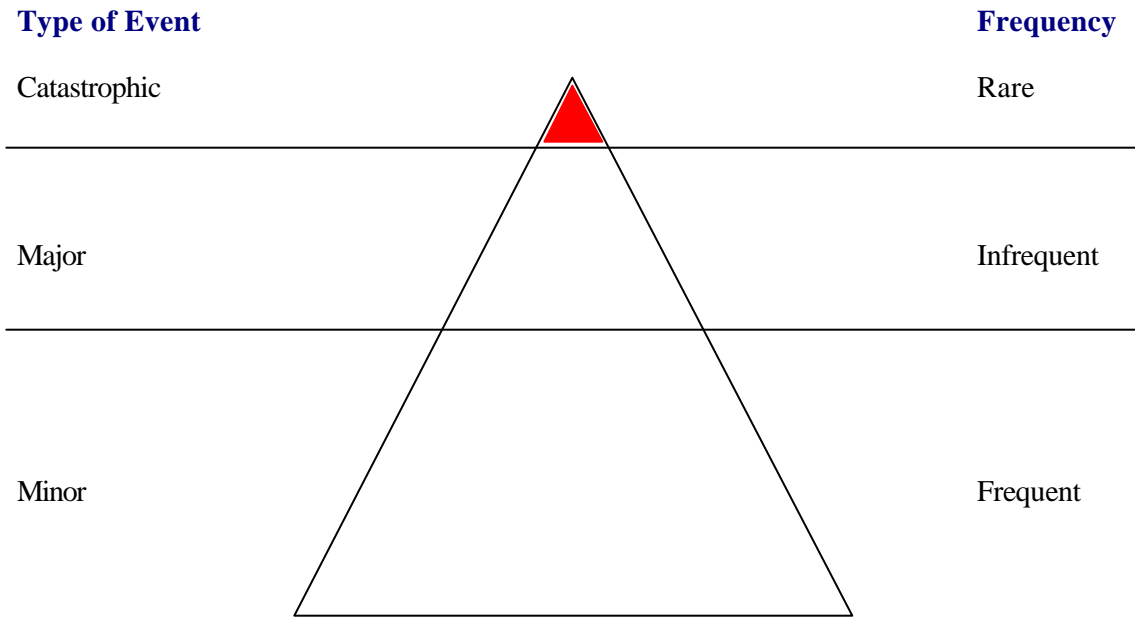
- Notes:*
1. *The above examples refer to all-too-common ramp incidents only. It is not generally appreciated that over 1 million vehicle movements a year are required to service one gate, where control and co-ordination is often poor.*
  2. *The direct and indirect costs will increase considerably if the incident occurs at a remote location.*

7.2.3 A typical incident and some of its possible consequences:

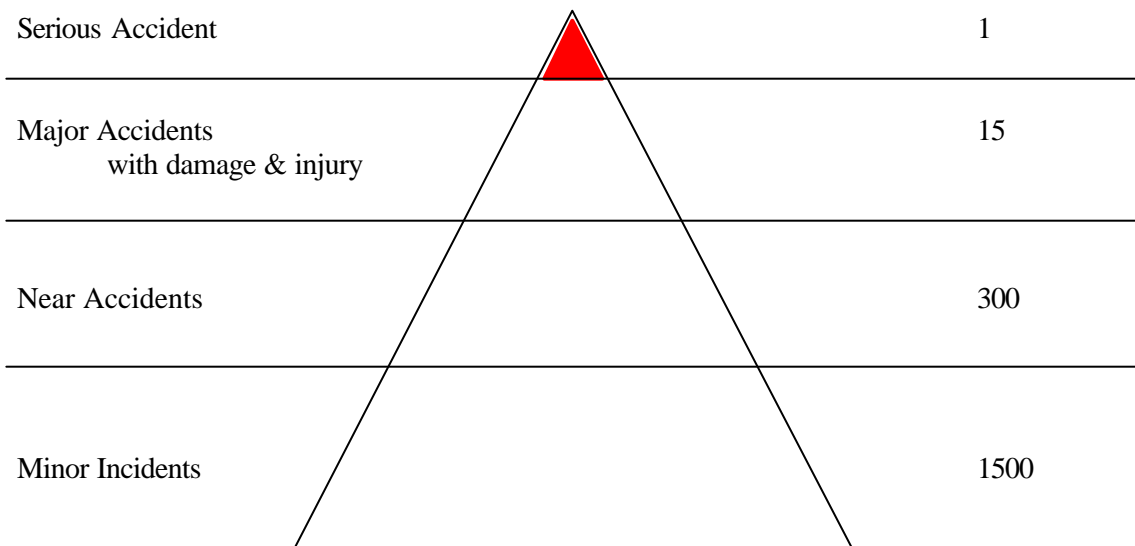


### 7.3 RISK PROFILES

73.1 The following profile compares the type of event with the frequency:



7.3.2 Another accident statistics profile\* shows:



\*Source: NTSB

## **7.4 SUMMARY**

7.4.1 A hazard becomes a risk because of:

- People
- Procedures
- Aircraft and equipment
- Acts of nature

7.4.2 People present the biggest risk for such reasons as:

- Attitude
- Motivation
- Perception
- Ability

7.4.3 A flight safety programme, through its methods of recording and monitoring safety-related occurrences and audit procedures can be considered to be a continuous risk management process. *Assessing* risk, however, is a difficult task and it is best to seek the advice of a specialist Risk Management company. A Risk Management programme will help the airline to improve in areas such as:

- Training and awareness
- Culture and attitudes
- The ability of the operator to carry out self-assessment
- Loss prevention and control
- Auditing procedures

7.4.4 The benefits to the airline are:

- Safer operation
- Cost savings
- Reduced claims
- Establishment of a healthy risk management culture
- An enhanced reputation
- More business

## **7.5 DECISION MAKING**

7.5.1 Operational and technical risks are manageable. Collecting data and appropriate analysis of all data available form a sound basis for the decisions about actions required. It is the Flight Safety Manager's (or his equivalent, i.e. Engineering Manager's) responsibility to ensure proper decisions and that calls for actions are acknowledged and addressed by the department concerned within a specified timeframe. However, it has to be accepted that absolute safety is not achievable, but reasonable safety can be attained across the full spectrum of the operation. Provided, the risk management tools are used respectfully, the risks and hazards associated with commercial airline operations are controlled and

minimised. Risk management, however, is incomplete without the consideration of the financial impacts.

## **7.6 COST/BENEFIT CONSIDERATIONS**

### 7.6.1 Typical common incident cost factors may be:

#### Operational:

Flight Delays  
Flight Cancellations  
Runway Obstruction  
Alternate Passenger Transportation  
Passenger Accommodation  
Passenger Complaints  
Catering  
Loss of Revenue  
Ferry Flight  
Crew Change  
Training/Instruction  
Loss of reputation

#### Technical:

Aircraft Recovery  
Aircraft Repair  
Test flight  
Incident Investigation  
Technical Documentation  
Spare Parts  
Technical Inventory  
Aircraft On Ground  
Lease of Technical Facilities  
Repair Team Accommodation  
Training/Instruction  
Recertification

THIS PAGE INTENTIONALLY LEFT BLANK

## **SECTION 8 - ORGANISATIONAL EXTENSIONS**

### **8.1 SAFETY PRACTICES OF CONTRACTORS, SUB-CONTRACTORS, & OTHER THIRD PARTIES**

- 8.1.1 When using sub-contractors the responsibility for quality of the product or service remains with the operator. A written agreement between the operator and the sub-contractor clearly defines the services and quality to be provided. In that written statement, one should define in detail the policies for the sub-contractor officially or contractually. The sub-contractors activities relevant to the agreement should be included in the operator's Quality Assurance Programme. An assessment/audit role is to be taken when addressing the adequacy of the safety practices of outside organisations. Enhancements and/or changes to the outside organisation's safety standards and practices should be suggested prior to the commitment to contractual obligations.
- 8.1.2 Operators may decide to sub-contract out certain activities to external agencies for the provision of services related to areas such as:
- De/Anti-icing
  - Maintenance
  - Ground handling
  - Flight support (performance calculations, flight planning, navigation database and dispatch)
  - Training
  - Manual preparation
  - Safety audits
  - Part suppliers
- 8.1.3 The operator should ensure that the sub-contractor has the necessary authorisation/approval when required, and commands the resources and competence to undertake the task. If the operator requires the sub-contractor to conduct an activity that exceeds the sub-contractors authorisation/approval, the operator is responsible for ensuring that the sub-contractor's quality assurance takes account of such additional requirements.
- 8.1.4 If, for example, the operator purchases a performance manual from a sub-contractor the operator remains responsible for the contents and shall undertake the necessary control, including Quality Assurance.
- 8.1.5 **Quality system training**
- 8.1.5.1 Effective, well-planned, and resourced quality related training for all of their personnel should be established. Those responsible for managing the Quality System should receive training covering at least the following topics:
- An introduction to the concept of Quality System
  - Quality management
  - Concept of Quality Assurance
  - Quality manuals

- Audit techniques
  - Reporting and recording.
  - The way in which the Quality System will function in the company.
- 8.1.5.2 Time should be provided to train every individual involved in quality management and for briefing the remainder of the employees. The allocation of time and resources should be governed by the size and complexity of the operation concerned.
- 8.1.6 Sources of training
- 8.1.6.1 Quality management courses are available from the various National or International Standards Instructions or to offer such courses to those likely to be involved in the management of Quality Systems. Operators with sufficient appropriately qualified staff they may decide to carry out in-house training.

## **8.2 SAFETY PRACTICES OF PARTNERS**

### **8.2.1 Liaison with flight safety organisations outside the Company**

- 8.2.1.1 There are many flight safety organisations world-wide. It is up to the individual Flight Safety Officer to become acquainted with them and evaluate their activities in order to obtain the most effective benefits on behalf of the company. Many of the organisations are listed in Appendix B. All have the common aim of pursuing the highest standards of flight safety for public transport operations.
- 8.2.1.2 By becoming involved with other flight safety organisations and colleagues in other airlines the Flight Safety Officer is able to obtain advice in all aspects of operations for consideration by Flight Operations and Engineering management. Such information can be used to develop, improve or otherwise modify company procedures in the interests of enhancing flight safety.
- 8.2.1.3 It is important to establish working contacts throughout other airlines and the industry on a global basis. In the event of an accident or incident occurring in a foreign country, lack of local knowledge coupled with wide time zone differences will certainly complicate the start of a company investigation. Consider the immediate concerns, all of which can be addressed initially by the Flight Safety Officer's opposite colleague in a remote area:
- Preservation of DFDR/CVR evidence
  - Security of the aircraft
  - The welfare of crew and passengers
  - Contact with airport, ATC, local and Government authorities
  - Assessing the need for operational and engineering assistance
  - Provision of facilities to accommodate the Company's investigation team (office space, phone, fax and telex facilities, living quarters on site)
- 8.2.2 **Aircraft manufacturers** maintain their own flight safety organisations and often promote their activities through regular seminars and conferences. Airbus Industrie, for example, hosts an annual Flight Safety Conference to which all customer Flight Safety Officers and their associates are invited. The conference highlights incidents and



accidents that have occurred during the preceding year and provides updates on other events. Customer presentations on any flight safety-related topic are welcomed and a free exchange of information is encouraged. Airbus also operates a confidential information exchange scheme for crews in its customer airlines (AIRS - the Aircrew Incident Reporting System).

8.2.3 **Regulatory and airport authorities** form standing committees whose task is to address flight safety problems in specific regions and airports. The UK CAA's Overseas Working Group and the British Airport Authority's Regional Airport Safety Committee are two such examples. Government- and industry-sponsored initiatives that serve a similar function include US Commercial Aviation Strategy Team (CAST), European Joint Safety Strategy Initiative (JSSI), and the Pan-American Aviation Safety Team (PAST).

8.2.4 **The International Air Transport Association's Safety Committee (IATA SAC)** is an international committee made up of a limited number of elected Flight Safety Managers drawn from the world's airlines. The committee has a balanced membership from the global regions of Africa, Asia-Pacific, Canada, Europe, the Middle East, North America, Oceania and South America. It meets bi-annually in February and July and invites observers from any member airline, aircraft equipment manufacturer, and formal investigation authorities.

8.2.5 The United Kingdom Flight Safety Committee (UKFSC) offers membership through subscription to all European operators of transport aircraft. Affiliated membership is offered to non-European airlines. The UKFSC meets eight times a year.

8.2.6 Other industry associations and organisations include:

- Arab Air Carrier's Organisation (AACO)
- Asia-Pacific Airline Association (APAA)
- Air Transport Association of America (ATA)
- African Aviation Safety Council (AASC, formerly the East, Central and Southern Africa Flight Safety Council [ECASAFI])
- Flight Safety Foundation
- International Association of Latin American Carriers (AITAL)
- International Federation of Airline Pilots Association (IFALPA)

8.2.7 A comprehensive list of addresses and contact details is provided in Appendix B.

### 8.2.8 **Maintaining familiarity with the company's activities**

8.2.8.1 The Flight Safety Officer must maintain a constant awareness of developments. Personalities change routinely therefore working relationships with new colleagues must be established. In a successful company new appointments will be created as departments expand; there will be changes in commercial policy, more aircraft will be acquired and new routes added to the existing structure.

8.2.8.2 The procedures set out in this handbook are designed to accommodate such changes, but in order to obtain the best benefits a periodic review of the flight safety programme in relation to the company's development is essential. For example:

- **Code-Sharing Agreements:** Code-sharing is a practice that allows two airlines to use the same flight designator to market a through or single service. *It is highly recommended that a safety audit is conducted of a code-sharing partner which is at least as rigorous as the Company's own internal safety audit. In addition, it is highly recommended that safety information be shared on a regular basis between organisations.* Entry into a code-sharing agreement with another airline often requires the exchange of a token number of cabin crew for assignment for duty on each operator's aircraft as part of the agreement. In this case, the Flight Safety Officer must establish with the other operator an agreed procedure for the reporting, investigation and follow-up of occurrences in which their respective company's crewmembers are involved.
- **Wet-Lease Aircraft Agreements:** It is common practice for an airline to lease another's (the *lessor's*) aircraft and crew to operate some of its services. In some cases the lessor may be operating to a different set of rules and reporting requirements to the host airline (the *lessee*). The lessor needs to be made aware of its obligations in the reporting and follow-up of occurrences whilst operating on behalf of the host company. It is not sufficient for the lessor to report occurrences only to the regulatory authority in its own State of registry. There may be differences in the reporting requirements and culture of the two companies that will need to be resolved. As in code-share agreements the Flight Safety Officer should establish with the other operator an agreed reporting and follow-up procedure to regulate their relationship.
- **Damp-Lease Aircraft Agreements:** Under this arrangement an airline may lease in an aircraft plus flight crew but use its own cabin crew. The procedures above must be applied where appropriate in the interests of all concerned.

## **SECTION 9 – CABIN SAFETY**

### **9.1 SCOPE**

9.1.1 This section of the OFSH was developed to provide information to supplement the Flight Safety program and provide the Flight Safety Officer information related to cabin safety issues and personnel. This section is to be used as a quick reference for the Flight Safety Officer and to guide the Cabin Safety Investigator on the policies and processes of their duties. The Flight Safety Officer and Cabin Safety Investigator should refer to a companion document, the *Cabin Safety Compendium (CSC)*, also developed by the Aviation Operator's Safety Practices Working Group of the GAIN Program. The CSC provides detailed information and guidelines on cabin safety to establish and support the Company flight safety program.

### **9.2 CABIN SAFETY INVESTIGATOR**

#### **9.2.1 Mission Statement**

9.2.1.1 The Cabin Safety Investigator will define the parameters and role of the Cabin Safety Department. The Cabin Safety Investigator will also identify issues related to Cabin Crew and passenger safety, determine stakeholders, agree on the validity of an issue, and assist to facilitate change.

#### **9.2.2 Position Description**

9.2.2.1 The Cabin Safety Investigator reports through the flight safety programme's office and represents the flight safety programme on issues which may affect the Cabin Crew and/or passenger in the cabin of the airplane whilst in the flight environment (block to block).

#### **9.2.3 Required Experience**

9.2.3.1 Experience in any of the following areas is pertinent to the position of Cabin Safety Investigator:

- Cabin Crew experience
- Pilot experience
- Engineering background
- Aircraft/employee accident investigation
- Operational experience
- Weather knowledge
- Education in safety and/or aviation safety
- Emergency evacuation qualified in all fleet types

#### **9.2.4 Position Responsibilities**

9.2.4.1 The Cabin Safety Investigator will act as a consultant to the operating divisions on cabin safety issues and act as a representative of the flight safety programme. The Cabin Safety Investigator responsibilities include the following:

- Facilitate/coordinate Cabin Crew safety debriefings

- Provide investigative and design expertise in areas which directly affect the aircraft cabin environment
- Review procedures/analyse incidents/submit recommendations for improvement
- Coordinate findings with the Flight Safety Officer, if applicable
- Coordinate resolution of identified prevention techniques with the appropriate divisions
  - Obtain agreement and responsibility for the findings from the operating division (Note that the operating division must “be responsible” for the issue)
- Coordinate the development of future procedures and policies to ensure overall cabin safety for Cabin Crew and passengers
- Partner with the operating division to trend Cabin Crew and passenger injuries and assist in determining methods to reduce them
- Assist the operating division in analysing employee injuries
  - Remain apprised of industry safety related issues throughout the world
- Ensure the operating divisions are aware of pending legislation and trends which may affect the Company
- Become active in industry organisations which have an impact on the safety issues and the formation of regulation which may affect cabin safety
- Establish a safety assessment system to evaluation key safety issues
  - The operating division must be responsible to establish a quality control system
  - The flight safety programme may assist the operating divisions by providing consultation as requested in areas related to the area of expertise
  - Determine what area of the Company will be accountable for quality assurance; quality assurance will assess the performance of the operating divisions based on established criteria
- Liase with the following groups within the organisation:
  - Regulatory
  - Quality assurance
  - Passenger service
  - Labour organisations (passenger service & cabin crew)
  - Flight safety
  - Flight operations
  - Medical
  - Engineering
  - Marketing
- Liase with regulatory and accident investigation authorities outside the organisation
  - Establishing a Company contact for outside authorities will expedite responses to requests and reduce confusion within both organisations
- Ensure Cabin Safety Manual Addendum revisions are approved and issued by the flight safety programme and regular reviews of the manual are established
- Cabin Investigations
  - Establish criteria of “must” investigate incidents based on Company policy and regulatory requirements (e.g. broken bones, hospitalisation)
  - Investigation requests may be initiated by any stakeholder
  - Establish a process which is acceptable to all participants; provide a written document supporting your processes to all departments that may have involvement and obtain an agreement on the submitted processes
  - The cabin investigation process must be “discipline free” in order to obtain the maximum benefit from the program

- Maintain a current organisation chart and document the cabin safety role within the organisation and Company
- Safety Communication
  - Establish an effective method to communicate important issues to the Cabin Crew population, especially immediate critical communications
  - Provide Cabin Crew with a vehicle to report safety related issues and hazards (see paragraphs 3.4 and 3.5)
    - Ensure the reporting system has a feedback loop (including newsletters)
    - Track and trend concerns and responses
    - Operational management needs to respond and be responsible for employee concerns regarding safety
  - Provide updates to the safety committees on relevant issues (see paragraph 3.3)
- Establish and maintain regular dialogue with labour counterparts to obtain feedback on cabin safety related issues
- Encourage operating divisions to establish safety committees at the local level
  - Establish and maintain regular dialogue with labour counterparts to obtain feedback on cabin safety related issues
  - Encourage operating divisions to establish safety committees at the local level
    - Membership should always include management and labour
    - Encourage participants to be proactive by looking for ways to improve safety
    - Establish a feedback loop to obtain information on issues relating to individual committees
    - Ensure local issues are shared with all locations to identify common occurrences before they escalate
    - Each committee must establish a system to provide agendas, minutes, and action items
    - Each committee should assess the top 5 – 7 injuries in the cabin; the Cabin Safety Investigator should work with the committees to assess what elements and behaviours contributed to the injuries (identify “at risk” behaviour)

#### 9.2.5 Accident Response

9.2.5.1 The Company Flight Safety Manual should include Cabin Crew issues in the accident response plan (see Section 6). The plan should ensure that personnel are designated to represent the Cabin Crew perspective in cases of serious accidents. Normally, these personnel will be appointed from the operating division.

9.2.5.2 The Flight Safety Officer should establish the responsibilities of the Cabin Safety Investigator within the organisation when an accident occurs.

- The Cabin Safety Investigation Guidelines presented in Appendix A of the CSC should be referenced and documented in the accident/incident manual
- Review paragraph 5.9 to determine necessary equipment and personal items to conduct an accident investigation

THIS PAGE INTENTIONALLY LEFT BLANK

**APPENDIX A**

**EXAMPLE FORMS**

**&**

**REPORTS**

## **APPENDIX A TABLE OF CONTENTS**

	<u>PAGE</u>
AIR SAFETY REPORT EXAMPLES	A-3
CONFIDENTIAL REPORT FORM EXAMPLES	A-7
FLIGHT CREW NOTICE EXAMPLE	A-19
FINAL REPORT COVER SHEET EXAMPLE	A-20
NOTIFICATION TO CAPTAIN (NOTOC) FORM - DANGEROUS GOODS	A-21
HAZARD REPORT EXAMPLE	A-22



# AIR SAFETY REPORT

**!! THIS BLOCK FOR FLIGHT SAFETY OFFICE USE !!**  
 IS THIS EVENT A REPORTABLE OCCURRENCE? YES  NO   
 REFERENCE No: \_\_\_\_\_



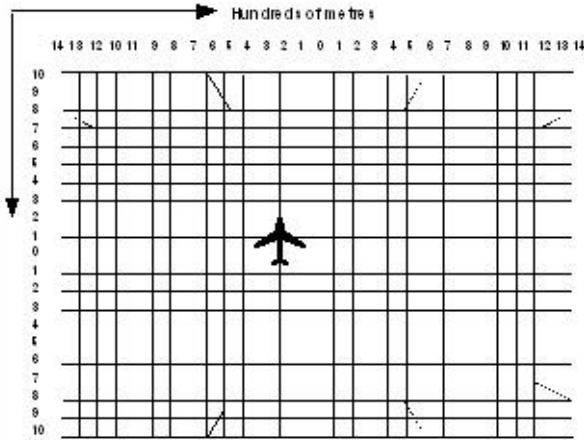
1. TYPE OF EVENT (CHECK ALL THAT APPLY)		ASR <input type="checkbox"/>	AIRPROX/ATC <input type="checkbox"/>	TCAS RA <input type="checkbox"/>	WAKE TURBULENCE <input type="checkbox"/>	BIRD STRIKE <input type="checkbox"/>
2. CM1			CM2			CM3
3. DATE OF OCCURRENCE DD MM YR		4. TIME DAY / NIGHT		5. SERVICE NR./CALLSIGN	6. ROUTE FROM / ROUTE TO	
7. DIVERTED TO	8. AIRCRAFT TYPE	9. REGISTRATION	10. NR. OF PASSENGERS / CREW		11. TECH LOG REFERENCE NR.	
12. FLIGHT PHASE: TOWING - PARKED - PUSHBACK - TAXY OUT - TAKE-OFF - INITIAL CLIMB CLIMB - CRUISE - DESCENT - HOLDING - APPROACH - LANDING- TAXY-IN					13. ALTITUDE FL ..... FT .....	
14. SPEED	MACH NR.	15. FUEL DUMPED: TIME	QUANTITY LOCATION	16. MET CONDITIONS: IMC VMC km		
17. WX ACTUAL: WIND		VISIBILITY	CLOUD	TEMP (°C)	QNH (mb)	
18. SIGNIFICANT WX: MODERATE/SEVERE: RAIN - SNOW - ICING - FOG - TURBULENCE - HAIL - STANDING WATER - WINDSHEAR						
19. RUNWAY: L / C / R		20. RUNWAY STATE: RVR: DRY - WET - ICE - SNOW - SLUSH - DEBRIS				
21. AIRCRAFT CONFIGURATION: AUTOPILOT      AUTOTHURST      GEAR      FLAP      SLAT      SPOILER						
22. EVENT SUMMARY (CONCISE DESCRIPTION OF EVENT)						
23. ACTION TAKEN, RESULT AND ANY SUBSEQUENT EVENT(S)						
24. OTHER INFORMATION AND SUGGESTIONS FOR PREVENTIVE ACTION						

**!! PLEASE COMPLETE APPLICABLE SECTIONS OVERLEAF !!**

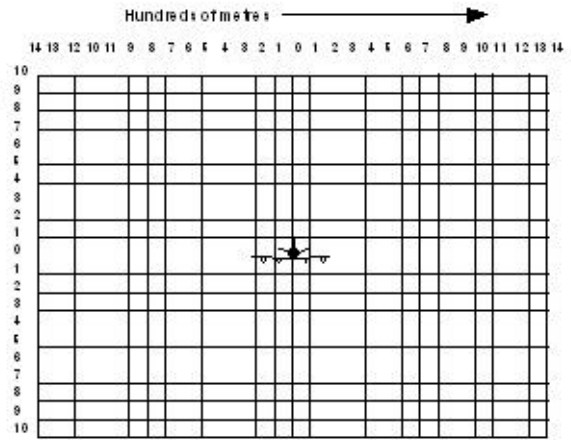
**AIRPROX - ATC INCIDENT - TCAS RA - WAKE TURBULENCE - BIRD STRIKE**  
**COMPLETE ASR SECTIONS 1 TO 25 AND ADD RELEVANT DETAILS FOR SPECIFIC EVENT BELOW (26, 27 OR 28)**

**26. AIRPROX/ATC INCIDENT and/or TCAS**

Mark the passage of the other aircraft relevant to you, in plan on the left and in elevation on the right, assuming YOU are at the centre of each diagram



Hundreds of FEET  
 ↓



VIEW FROM ABOVE (horizontal plane: metres  or n.m. )

VIEW FROM ASTERN (vertical plane: feet)

- |   |   |
|---|---|
| 1. <u>SEVERITY OF RISK</u> LOW / MED / HIGH       | 10. <u>MINIMUM VERTICAL SEPARATION</u> ..... FT         |
| 2. <u>AVOIDING ACTION TAKEN?</u> YES / NO         | 11. <u>MINIMUM HORIZONTAL SEPARATION</u> ..... M/n.m.   |
| 3. <u>REPORTED TO ATC</u> ..... UNIT              | 12. <u>SQUAWK</u> ..... C                               |
| 4. <u>ATC INSTRUCTIONS ISSUED?</u> .....          | 13. <u>TCAS ALERT</u> RA / TA / NONE                    |
| 5. <u>YOUR CALL SIGN</u> .....                    | 14. <u>RA FOLLOWED?</u> YES / NO VERT DEVIATION..... FT |
| 6. <u>FREQUENCY IN USE</u> .....                  | 15. <u>OTHER AIRCRAFT</u> : TYPE .....                  |
| 7. <u>HEADING</u> ..... DEG                       | MARKINGS/COLOUR .....                                   |
| 8. <u>VERTICAL DISTANCE FROM CLOUD</u> ..... FT   | CALLSIGN/REGISTRATION .....                             |
| 9. <u>HORIZONTAL DISTANCE FROM CLOUD</u> ..... KM | LIGHTING .....  |

**27. WAKE TURBULENCE**

1. HEADING .....

2. TURNING? LEFT / RIGHT / NO
3. POSITION ON GLIDESLOPE HIGH / LOW / ON
4. POSITION ON EXTENDED CENTRELINE LEFT / RIGHT / ON
5. CHANGE IN ATTITUDE PITCH..... ROLL..... YAW ..... DEG.....
6. CHANGE IN ALTITUDE ..... FT
7. WAS THERE BUFFET? YES / NO STICK SHAKE? YES / NO
8. WHAT MADE YOU SUSPECT WAKE TURBULENCE?
9. DESCRIBE ANY VERTICAL ACCELERATION
10. GIVE DETAILS OF PRECEDING AIRCRAFT (TYPE/CALL SIGN)
11. WERE YOU AWARE OF THE OTHER AC BEFORE THE INCIDENT?

**28. BIRD STRIKE**

1. LOCATION .....

2. TYPE OF BIRDS .....
3. NR. SEEN 1  2-10  11-100  MORE
4. NR. STRUCK 1  2-10  11-100  MORE
5. TIME DAWN  DAY  DUSK  NIGHT
- DESCRIBE IMPACT POINT AND DAMAGE OVERLEAF

NAME OF REPORTER .....

RAIK ..... DATE .....

SIGNATURE .....

**DISPOSAL INSTRUCTIONS**

**FAX COMPLETED FOR MAS SOON AS POSSIBLE TO FLIGHT OPERATIONS CONTROL THEN RETURN ORIGINAL VIA COMPANY MAIL SYSTEM TO THE FLIGHT SAFETY MANAGER**



**16. AIRMISS:** Plot position of other aircraft relative to you assuming you are at the centre of the rectangle at time of passage & write estimated minimum horizontal separation in Meters (M) or Nautical Miles (NM) and estimated minimum vertical separation in feet (FT).

Your Hdg  °

0M/NM

Your level  ft

0 FT

Avoiding action	By whom	TCAS ALERT	Useful	TA / RA	Under Radar	ATC INST ISSUED	FREQ	126.9	Reptd to ATC by			
Yes / No	You / Him	Yes / No	Yes / No		Yes / No	Yes / No		You / Him	You/Him			
<input type="checkbox"/> <input type="checkbox"/>	<input type="checkbox"/> <input type="checkbox"/>	<input type="checkbox"/> <input type="checkbox"/>	<input type="checkbox"/> <input type="checkbox"/>	<input type="checkbox"/> <input type="checkbox"/>	<input type="checkbox"/> <input type="checkbox"/>	<input type="checkbox"/> <input type="checkbox"/>	-----	<input type="checkbox"/> <input type="checkbox"/>	<input type="checkbox"/> <input type="checkbox"/>			
Risk Assessment:	High	Med	Low	None	Other	Type	Colour	Lights	Call sign	Strobe lights		
	<input type="checkbox"/>	<input type="checkbox"/>	<input type="checkbox"/>	<input type="checkbox"/>	Aircraft:	_____	_____	ON/OFF	_____	ON/OFF		
<b>17. Bird Strike</b>	Size of Bird:	No. of Birds:			Parts of aircraft:							
Bird Species	<input type="checkbox"/> Small	1	2-10	11-100	More	Radome	Windshield	Nose	Eng	Wing	Gear	Others
_____	<input type="checkbox"/> Medium	Scen	<input type="checkbox"/>	<input type="checkbox"/>	<input type="checkbox"/>	Struck	<input type="checkbox"/>	<input type="checkbox"/>	<input type="checkbox"/>	<input type="checkbox"/>	<input type="checkbox"/>	<input type="checkbox"/>
	<input type="checkbox"/> Large	Struck	<input type="checkbox"/>	<input type="checkbox"/>	<input type="checkbox"/>	Damaged	<input type="checkbox"/>	<input type="checkbox"/>	<input type="checkbox"/>	<input type="checkbox"/>	<input type="checkbox"/>	<input type="checkbox"/>
<b>18. Wake Turbulence</b>	Turning Position	Buffet	Stick Shaker	Change in Attitude	Change in Altitude	Alerted by						
_____	Yes / No	Yes / No	Yes / No	Pitch Roll Yaw	_____ ft	ATC	Traffic	Not				
	<input type="checkbox"/> <input type="checkbox"/>	<input type="checkbox"/> <input type="checkbox"/>	<input type="checkbox"/> <input type="checkbox"/>	<input type="checkbox"/> <input type="checkbox"/> <input type="checkbox"/>		<input type="checkbox"/>	<input type="checkbox"/>	<input type="checkbox"/>				
<b>19. Technical</b>	Hydraulic <input type="checkbox"/> Electric <input type="checkbox"/> Mechanic <input type="checkbox"/> Instrument <input type="checkbox"/> Airframe <input type="checkbox"/> Engine No.....											
	Snag _____											
	_____											
	_____											
<b>20. PED Interference</b>	PED Type	Manufacturer	Model	Seat Location	User Name	Address	Tel.	Action by Crew				
→	_____	_____	_____	_____	_____	_____	_____	Yes / No				
								<input type="checkbox"/> <input type="checkbox"/>				
Capt's Name: _____			Signature: _____			Date: _____						

FILL AND RETURN TO THE OFFICE OF HEAD OF SAFETY IMMEDIATELY AFTER LANDING

# CONFIDENTIAL REPORTING SCHEME



**MAY WE CONTACT YOU?** If so, please provide your name and contact number:

Name ..... Tel .....

1. DATE OF OCCURRENCE  
DD MM YR

2. TIME LOCAL / UTC  
DAY / NIGHT

3. SERVICE NR./CALLSIGN

4. AIRCRAFT REGISTRATION

**THE ABOVE INFORMATION IS CONFIDENTIAL. IT WILL BE REMOVED FROM THE REPORTING FORM AND RETURNED TO YOU  
NO RECORD OF YOUR IDENTITY WILL BE KEPT**



5. A/C TYPE	6. ROUTE: FROM TO DIVERTED TO	7. NR. OF PASSENGERS/CREW	8. ETOPS?
9. ALTITUDE FL ..... FT .....	10. NEAREST AIRPORT, NAVAID OR FIX		11. ASR RAISED?
12. TECH LOG REF: SECTOR LOG REF ITEM No.	13. MET: IMC VMC		
14. SIGNIFICANT WX: MODERATE/SEVERE RAIN - SNOW - ICING - FOG - TURB - HAIL - STANDING WATER - WINDSHEAR			
15. AIRCRAFT CONFIGURATION: AUTOPILOT AUTOTHURST GEAR FLAP SLAT SPOILER			
16. FLIGHT PHASE: TOWING - PARKED - PUSHBACK - TAXY OUT - TAKE-OFF - INITIAL CLIMB (below 1500 ft.) - CLIMB - CRUISE - DESCENT - HOLDING - APPROACH (below 1500 ft.) - LANDING - TAXY-IN			
17. REPORTER: CAPTAIN <input type="checkbox"/> F/O <input type="checkbox"/> OTHER CREW MEMBER <input type="checkbox"/>		18. FLYING TIME: TOTAL ..... HRS LAST 90 DAYS ..... HRS TIME ON TYPE ..... HRS	

**WHAT HAPPENED?** (Briefly describe the event, along with any contributing factors e.g. weather, technical problems, SOPs, airfield facilities).

---



---



---



---



---



---



---



---



---



---

Please do not write in this space



**WHY DID IT HAPPEN?** (Describe the failure(s) that allowed the incident to happen e.g. technical, training inadequacy, regulations, crew co-ordination).


**HOW WAS IT FIXED?** (Describe the steps you took, from diagnosing the problem to recovery of the


**SAFETY RECOMMENDATIONS:** (Tell us what can be done [and by whom] to improve the safety response to a similar event. Within airline [e.g. training, standards, cabin, maintenance] or outside the airline [regulator, manufacturer, other




..... 3) FOLD INSIDE

**CONFIDENTIAL**

**TO : XYZ AIRLINES SAFETY DEPT.  
ADDRESS**

..... 2) FOLD INSIDE

**INTENTIONALLY LEFT BLANK**

..... 1) FOLD INSIDE

7. What is in your opinion the most important lesson from this event ?

8. Any other comments to improve the safety response for a similar event ?





## Confidential Aviation Incident Reporting form

This Confidential Aviation Incident Reporting form may be used instead of the yellow Air Safety Accident or Incident Report form to report an incident or a safety deficiency (not accident) if the reporter has a particular reason to seek confidentiality.

When you have completed the report, please forward it to CAIR by one of the methods detailed below.

The Australian Transport Safety Bureau collects information for the purposes of enhancing aviation safety. The information is collected under the authority of section 19BA and 19BC of Part 2A of the *Air Navigation Act 1920*.

The Director of Air Safety Investigation (ATSB) guarantees to keep your identity confidential. Your personal details will not be recorded and receipt of your report will be acknowledged.

To enable us to contact you for clarification of details, to discuss what action to take on this report, to determine how best to de-identify your report, and acknowledge receipt, please provide your name and contact details.

Do not include contact details (such as a work phone number) that you do not wish us to call you on and please indicate if we are not to leave a message on an answering machine. Include the best times for phone contact.

No action is taken on anonymous reports.

No postage stamp is required if this form and any other material are mailed.

### RETURN TO ATSB

Mail address:  
Reply Paid 22  
The Manager  
PO Box 600  
Civic Square, ACT 2608

Contact telephone number:  
Australia-wide 24-hour toll-free  
1800 020 505

Facsimile number:  
(02) 6274 6461

Internet email:  
cair@atsb.gov.au

**IDENTIFICATION STRIP:** Please fill in all blanks to ensure return of strip. **NO RECORD WILL BE KEPT OF YOUR IDENTITY.**  
 This section will be returned to you. (SPACE BELOW RESERVED FOR ASRS DATE/TIME STAMP)

TELEPHONE NUMBERS where we may reach you for further details of this occurrence:

HOME Area \_\_\_\_\_ No. \_\_\_\_\_ - \_\_\_\_\_ Hours \_\_\_\_\_  
 WORK Area \_\_\_\_\_ No. \_\_\_\_\_ - \_\_\_\_\_ Hours \_\_\_\_\_

NAME \_\_\_\_\_ TYPE OF EVENT/SITUATION \_\_\_\_\_  
 ADDRESS/PO BOX \_\_\_\_\_  
 CITY \_\_\_\_\_ STATE \_\_\_\_\_ ZIP \_\_\_\_\_ DATE OF OCCURRENCE \_\_\_\_\_  
 LOCAL TIME (24 hr. clock) \_\_\_\_\_

**DO NOT REPORT AIRCRAFT ACCIDENTS AND CRIMINAL ACTIVITIES ON THIS FORM.**  
**ACCIDENTS AND CRIMINAL ACTIVITIES ARE NOT INCLUDED IN THE ASRS PROGRAM AND SHOULD NOT BE SUBMITTED TO NASA.**  
**ALL IDENTITIES CONTAINED IN THIS REPORT WILL BE REMOVED TO ASSURE COMPLETE REPORTER ANONYMITY.**

PLEASE FILL IN APPROPRIATE SPACES AND CHECK ALL ITEMS WHICH APPLY TO THIS EVENT OR SITUATION.

REPORTER	FLYING TIME	CERTIFICATES/RATINGS	ATC EXPERIENCE
<input type="checkbox"/> Captain	total _____ hrs.	<input type="checkbox"/> student	<input type="checkbox"/> FPL
<input type="checkbox"/> First Officer	last 90 days _____ hrs.	<input type="checkbox"/> commercial	<input type="checkbox"/> ATP
<input type="checkbox"/> pilot flying		<input type="checkbox"/> instrument	<input type="checkbox"/> CFI
<input type="checkbox"/> pilot not flying		<input type="checkbox"/> multiengine	<input type="checkbox"/> F/E
<input type="checkbox"/> Other Crewmember	time in type _____ hrs.	<input type="checkbox"/>	<input type="checkbox"/>
			<input type="checkbox"/> Developmental radar _____ yrs.
			<input type="checkbox"/> non-radar _____ yrs.
			<input type="checkbox"/> supervisory _____ yrs.
			<input type="checkbox"/> military _____ yrs.

AIRSPACE	WEATHER	LIGHT/VISIBILITY	ATC/ADVISORY SERV.
<input type="checkbox"/> Class A (PCA)	<input type="checkbox"/> VMC	<input type="checkbox"/> daylight	<input type="checkbox"/> local
<input type="checkbox"/> Class B (TCA)	<input type="checkbox"/> IMC	<input type="checkbox"/> dawn	<input type="checkbox"/> center
<input type="checkbox"/> Class C (ARSA)	<input type="checkbox"/> mixed	<input type="checkbox"/> dusk	<input type="checkbox"/> ground
<input type="checkbox"/> Class D (Control Zone/ATA)	<input type="checkbox"/> marginal	<input type="checkbox"/> ceiling _____ feet	<input type="checkbox"/> FSS
<input type="checkbox"/> Class E (General Controlled)	<input type="checkbox"/> rain	<input type="checkbox"/> visibility _____ miles	<input type="checkbox"/> UNICOM
<input type="checkbox"/> Class G (Uncontrolled)	<input type="checkbox"/> fog	<input type="checkbox"/> RVR _____ feet	<input type="checkbox"/> CTAF
<input type="checkbox"/> Special Use Airspace	<input type="checkbox"/> ice		<input type="checkbox"/> Name of ATC Facility: _____
<input type="checkbox"/> airway/route _____	<input type="checkbox"/> snow		
<input type="checkbox"/> unknown/other _____	<input type="checkbox"/> turbulence		
	<input type="checkbox"/> storm		
	<input type="checkbox"/> windshear		

AIRCRAFT 1				AIRCRAFT 2			
Type of Aircraft (Make/Model)	(Your Aircraft) _____	<input type="checkbox"/> EFIS	<input type="checkbox"/> FMS/FMC	(Other Aircraft) _____	<input type="checkbox"/> EFIS	<input type="checkbox"/> FMS/FMC	
Operator	<input type="checkbox"/> air carrier	<input type="checkbox"/> military	<input type="checkbox"/> corporate	<input type="checkbox"/> air carrier	<input type="checkbox"/> military	<input type="checkbox"/> corporate	
	<input type="checkbox"/> commuter	<input type="checkbox"/> private	<input type="checkbox"/> other _____	<input type="checkbox"/> commuter	<input type="checkbox"/> private	<input type="checkbox"/> other _____	
Mission	<input type="checkbox"/> passenger	<input type="checkbox"/> training	<input type="checkbox"/> business	<input type="checkbox"/> passenger	<input type="checkbox"/> training	<input type="checkbox"/> business	
	<input type="checkbox"/> cargo	<input type="checkbox"/> pleasure	<input type="checkbox"/> unk/other _____	<input type="checkbox"/> cargo	<input type="checkbox"/> pleasure	<input type="checkbox"/> unk/other _____	
Flight plan	<input type="checkbox"/> VFR	<input type="checkbox"/> SVFR	<input type="checkbox"/> none	<input type="checkbox"/> VFR	<input type="checkbox"/> SVFR	<input type="checkbox"/> none	
	<input type="checkbox"/> IFR	<input type="checkbox"/> DVFR	<input type="checkbox"/> unknown	<input type="checkbox"/> IFR	<input type="checkbox"/> DVFR	<input type="checkbox"/> unknown	
Flight phases at time of occurrence	<input type="checkbox"/> taxi	<input type="checkbox"/> cruise	<input type="checkbox"/> landing	<input type="checkbox"/> taxi	<input type="checkbox"/> cruise	<input type="checkbox"/> landing	
	<input type="checkbox"/> takeoff	<input type="checkbox"/> descent	<input type="checkbox"/> missed apch/GAR	<input type="checkbox"/> takeoff	<input type="checkbox"/> descent	<input type="checkbox"/> missed apch/GAR	
	<input type="checkbox"/> climb	<input type="checkbox"/> approach	<input type="checkbox"/> other _____	<input type="checkbox"/> climb	<input type="checkbox"/> approach	<input type="checkbox"/> other _____	
Control status	<input type="checkbox"/> visual apch	<input type="checkbox"/> on vector	<input type="checkbox"/> on SID/STAR	<input type="checkbox"/> visual apch	<input type="checkbox"/> on vector	<input type="checkbox"/> on SID/STAR	
	<input type="checkbox"/> controlled	<input type="checkbox"/> none	<input type="checkbox"/> unknown	<input type="checkbox"/> controlled	<input type="checkbox"/> none	<input type="checkbox"/> unknown	
	<input type="checkbox"/> no radio	<input type="checkbox"/> radar advisories		<input type="checkbox"/> no radio	<input type="checkbox"/> radar advisories		

If more than two aircraft were involved, please describe the additional aircraft in the "Describe Event/Situation" section.

LOCATION	CONFLICTS
Altitude _____ <input type="checkbox"/> MSL <input type="checkbox"/> AGL	Estimated miss distance in feet: horiz _____ vert _____
Distance and radial from airport, NAVAID, or other fix _____	Was evasive action taken? <input type="checkbox"/> Yes <input type="checkbox"/> No
Nearest City/State _____	Was TCAS a factor? <input type="checkbox"/> TA <input type="checkbox"/> RA <input type="checkbox"/> No
	Did GPWS activate? <input type="checkbox"/> Yes <input type="checkbox"/> No

**DESCRIBE EVENT/SITUATION**

Keeping in mind the topics shown below, discuss those which you feel are relevant and anything else you think is important. Include what you believe really caused the problem, and what can be done to prevent a recurrence, or correct the situation. (CONTINUE ON THE OTHER SIDE AND USE ADDITIONAL PAPER IF NEEDED)

<b>CHAIN OF EVENTS</b> - How the problem arose - Contributing factors - How it was discovered - Corrective actions	<b>HUMAN PERFORMANCE CONSIDERATIONS</b> - Perceptions, judgments, decisions - Actions or inactions - Factors affecting the quality of human performance
--	--

National Aeronautics and  
Space Administration  
Ames Research Center  
Mail Stop 262-4  
Moffett Field, CA 94035-1000



NO POSTAGE  
NECESSARY  
IF MAILED  
IN THE  
UNITED STATES

Official Business  
Penalty for Private Use \$300

**BUSINESS REPLY MAIL**

FIRST CLASS MAIL PERMIT NO. 12028 WASHINGTON, D.C.

POSTAGE WILL BE PAID BY NASA



**NASA AVIATION SAFETY REPORTING SYSTEM**  
PO BOX 189  
MOFFETT FIELD CA 94035-9800



NATIONAL AERONAUTICS AND SPACE ADMINISTRATION	AVIATION SAFETY REPORTING SYSTEM
<p>NASA has established an Aviation Safety Reporting System (ASRS) to identify issues in the aviation system which need to be addressed. The program of which this system is a part is described in detail in FAA Advisory Circular 00-46D. Your assistance in informing us about such issues is essential to the success of the program. Please fill out this postage-free form as completely as possible, fold it and send it directly to us.</p>	<p>Section 91.25 of the Federal Aviation Regulations (14 CFR 91.25) prohibits reports filed with NASA from being used for FAA enforcement purposes. This report will not be made available to the FAA for civil penalty or certificate actions for violations of the Federal Air Regulations. Your identity strip, stamped by NASA, is proof that you have submitted a report to the Aviation Safety Reporting System. We can only return the strip to you, however, if you have provided a mailing address. Equally important, we can often obtain additional useful information if our safety analysts can talk with you directly by telephone. For this reason, we have requested telephone numbers where we may reach you.</p>
<p>The information you provide on the identity strip will be used only if NASA determines that it is necessary to contact you for further information. THIS IDENTITY STRIP WILL BE RETURNED DIRECTLY TO YOU. The return of the identity strip assures your anonymity.</p>	<p>Thank you for your contribution to aviation safety.</p>
<p>NOTE: AIRCRAFT ACCIDENTS SHOULD NOT BE REPORTED ON THIS FORM. SUCH EVENTS SHOULD BE FILED WITH THE NATIONAL TRANSPORTATION SAFETY BOARD AS REQUIRED BY NTSB Regulation 830.5 (49CFR830.5).</p>	
<p>DESCRIBE EVENT/SITUATION (continued):</p>	

SECOND FOLD

SECOND FOLD

**IDENTIFICATION STRIP:** Please fill in all blanks to ensure return of strip. **NO RECORD WILL BE KEPT OF YOUR IDENTITY.**  
 This section will be returned to you. (SPACE BELOW RESERVED FOR ASRS DATE/TIME STAMP)

**TELEPHONE NUMBERS** where we may reach you for further details of this occurrence:  
**HOME** Area \_\_\_\_\_ No. \_\_\_\_\_ - \_\_\_\_\_ Hours \_\_\_\_\_  
**ALTERNATE** Area \_\_\_\_\_ No. \_\_\_\_\_ - \_\_\_\_\_ Hours \_\_\_\_\_

NAME \_\_\_\_\_ TYPE OF EVENT/SITUATION \_\_\_\_\_  
 ADDRESS/PO BOX \_\_\_\_\_ DATE OF OCCURRENCE \_\_\_\_\_  
 CITY \_\_\_\_\_ STATE \_\_\_\_\_ ZIP \_\_\_\_\_ LOCAL TIME (24 hr. clock) \_\_\_\_\_

**DO NOT REPORT AIRCRAFT ACCIDENTS AND CRIMINAL ACTIVITIES ON THIS FORM.**  
**ACCIDENTS AND CRIMINAL ACTIVITIES ARE NOT INCLUDED IN THE ASRS PROGRAM AND SHOULD NOT BE SUBMITTED TO NASA.**  
**ALL IDENTITIES CONTAINED IN THIS REPORT WILL BE REMOVED TO ASSURE COMPLETE REPORTER ANONYMITY.**

---

PLEASE FILL IN APPROPRIATE SPACES AND CHECK ALL ITEMS WHICH APPLY TO THIS EVENT OR SITUATION

REPORTER		EXPERIENCE	
<input type="checkbox"/> Flight Attendant (FA)	<input type="checkbox"/> Trainee	Total years as Flight Attendant	_____
<input type="checkbox"/> FA in charge	<input type="checkbox"/> Off-Duty FA	Total years as FA with your current airline	_____
<input type="checkbox"/> Extra FA		Number of aircraft types currently qualified to work on	_____
<input type="checkbox"/> Other _____		Percent of duty time in past year on aircraft type involved	_____

---

**FLIGHT INFORMATION**

Type of aircraft (Make/Model) \_\_\_\_\_  
 number of seats \_\_\_\_\_ number of pax on board \_\_\_\_\_ number in cabin crew \_\_\_\_\_  
 number of exits: floor level \_\_\_\_\_ window \_\_\_\_\_ tailcone \_\_\_\_\_

Flight segment flight origin \_\_\_\_\_ destination \_\_\_\_\_ departure time \_\_\_\_\_  
 time since takeoff \_\_\_\_\_ hrs/mins nearest city/state (if known) \_\_\_\_\_

Cabin activity (check all that apply)  
 boarding  beverage service  cart service  movie  
 deplaning  meal service  tray service  other \_\_\_\_\_  
 safety related duties, specify \_\_\_\_\_

OPERATOR	FLIGHT PHASE	WEATHER	LIGHTING
<input type="checkbox"/> air carrier	<input type="checkbox"/> predeparture	<input type="checkbox"/> clear	<input type="checkbox"/> cloudy
<input type="checkbox"/> commuter	<input type="checkbox"/> taxi	<input type="checkbox"/> rain	<input type="checkbox"/> fog
<input type="checkbox"/> corporate	<input type="checkbox"/> takeoff	<input type="checkbox"/> turbulence	<input type="checkbox"/> snow
<input type="checkbox"/> charter	<input type="checkbox"/> climb	<input type="checkbox"/> thunderstorms	<input type="checkbox"/> ice
<input type="checkbox"/> other _____	<input type="checkbox"/> cruise	<input type="checkbox"/> other _____	<input type="checkbox"/> unknown
	<input type="checkbox"/> descent		<b>CABIN</b> <b>OUTSIDE</b>
	<input type="checkbox"/> approach		<input type="checkbox"/> bright <input type="checkbox"/> daylight
	<input type="checkbox"/> landing		<input type="checkbox"/> medium <input type="checkbox"/> night
	<input type="checkbox"/> gate arrival		<input type="checkbox"/> dark

---

**EVENT CHARACTERISTICS**

Reporter's location in aircraft at time of event \_\_\_\_\_  
 Reporter's activity at time of event \_\_\_\_\_

Was a passenger directly involved in the event? <input type="checkbox"/> Yes <input type="checkbox"/> No	Was fire/smoke involved in the event? <input type="checkbox"/> Yes <input type="checkbox"/> No
Did this event result in an injury to passenger? <input type="checkbox"/> Yes <input type="checkbox"/> No	Was there an evacuation during or as a result of this event? <input type="checkbox"/> Yes <input type="checkbox"/> No
to crew? <input type="checkbox"/> Yes <input type="checkbox"/> No	

---

**DESCRIBE EVENT/SITUATION**

Keeping in mind the topics shown below, discuss those which you feel are relevant and anything else you think is important. Include what you believe really caused the problem, and what can be done to prevent a recurrence, or correct the situation. (CONTINUE ON THE OTHER SIDE AND USE ADDITIONAL PAPER IF NEEDED)

<b>CHAIN OF EVENTS</b> - How the problem arose - Contributing factors	<b>HUMAN PERFORMANCE CONSIDERATIONS</b> - Perceptions, judgments, decisions - Actions or inactions - Factors affecting the quality of human performance
---	--

National Aeronautics and  
Space Administration  
Ames Research Center  
P.O. Box 189  
Moffett Field, CA 94035-0189



NO POSTAGE  
NECESSARY  
IF MAILED  
IN THE  
UNITED STATES

Official Business  
Penalty for Private Use \$300

**BUSINESS REPLY MAIL**

FIRST CLASS MAIL PERMIT NO. 12028 WASHINGTON, D.C.

POSTAGE WILL BE PAID BY NASA



**NASA AVIATION SAFETY REPORTING SYSTEM**  
PO BOX 189  
MOFFETT FIELD CA 94035-0189



NATIONAL AERONAUTICS AND SPACE ADMINISTRATION	AVIATION SAFETY REPORTING SYSTEM
<p>NASA has established an Aviation Safety Reporting System (ASRS) to identify issues in the aviation system which need to be addressed. The program of which this system is a part is described in detail in FAA Advisory Circular 00-46D. Your assistance in informing us about such issues is essential to the success of the program. Please fill out this postage free form as completely as possible, fold it and send it directly to us.</p>	<p>Section 91.25 of the Federal Aviation Regulations (14 CFR 91.25) prohibits reports filed with NASA from being used for FAA enforcement purposes. This report will not be made available to the FAA for civil penalty or certificate actions for violations of the Federal Air Regulations. Your identity strip, stamped by NASA, is proof that you have submitted a report to the Aviation Safety Reporting System. We can only return the strip to you, however, if you have provided a mailing address. Equally important, we can often obtain additional useful information if our safety analysts can talk with you directly by telephone. For this reason, we have requested telephone numbers where we may reach you.</p>
<p>The information you provide on the identity strip will be used only if NASA determines that it is necessary to contact you for further information. <b>THIS IDENTITY STRIP WILL BE RETURNED DIRECTLY TO YOU.</b> The return of the identity strip assures your anonymity.</p>	<p><b>Thank you for your contribution to aviation safety.</b></p>
<p><b>NOTE: AIRCRAFT ACCIDENTS SHOULD NOT BE REPORTED ON THIS FORM. SUCH EVENTS SHOULD BE FILED WITH THE NATIONAL TRANSPORTATION SAFETY BOARD AS REQUIRED BY NTSB Regulation 830.5 (49CFR830.5).</b></p>	
<p>DESCRIBE EVENT/SITUATION (continued):</p>	

SECOND FOLD

SECOND FOLD

**IDENTIFICATION STRIP:** Please fill in all blanks to ensure return of strip. **NO RECORD WILL BE KEPT OF YOUR IDENTITY.**  
This section will be returned to you. (SPACE BELOW RESERVED FOR ASRS DATE/TIME STAMP)

**TELEPHONE NUMBERS** where we may reach you for further details of this occurrence:  
**HOME** Area \_\_\_\_\_ No. \_\_\_\_\_ - \_\_\_\_\_ Hours \_\_\_\_\_  
**WORK** Area \_\_\_\_\_ No. \_\_\_\_\_ - \_\_\_\_\_ Hours \_\_\_\_\_

**NAME** \_\_\_\_\_ **TYPE OF EVENT/SITUATION** \_\_\_\_\_  
**ADDRESS/PO BOX** \_\_\_\_\_ **DATE OF OCCURRENCE** \_\_\_\_\_  
**CITY** \_\_\_\_\_ **STATE** \_\_\_\_\_ **ZIP** \_\_\_\_\_ **LOCAL TIME (24 hr. clock)** \_\_\_\_\_

**DO NOT REPORT AIRCRAFT ACCIDENTS AND CRIMINAL ACTIVITIES ON THIS FORM. ACCIDENTS AND CRIMINAL ACTIVITIES ARE NOT INCLUDED IN THE ASRS PROGRAM AND SHOULD NOT BE SUBMITTED TO NASA. ALL IDENTITIES CONTAINED IN THIS REPORT WILL BE REMOVED TO ASSURE COMPLETE REPORTER ANONYMITY.**

PLEASE FILL IN APPROPRIATE SPACES AND CHECK ALL ITEMS WHICH APPLY TO THIS EVENT OR SITUATION

**EXPERIENCE**

Describe your qualifications  A & P  A  P  repairman  inspection authority  FCC other \_\_\_\_\_  
What is your technician/maintenance experience in years? lead technician \_\_\_\_\_ technician \_\_\_\_\_ repairman \_\_\_\_\_ avionics \_\_\_\_\_  
other \_\_\_\_\_

**FACTORS**

Location \_\_\_\_\_

Was training a factor?  yes  no  I was instructing  I was receiving training

What other factors may have contributed?  lighting  work cards  briefing  
 weather  manuals  other \_\_\_\_\_

Check items which were involved in the event

inspection <input type="checkbox"/> yes <input type="checkbox"/> no	installation <input type="checkbox"/> yes <input type="checkbox"/> no
testing <input type="checkbox"/> yes <input type="checkbox"/> no	scheduled maintenance <input type="checkbox"/> yes <input type="checkbox"/> no
repair <input type="checkbox"/> yes <input type="checkbox"/> no	MEL <input type="checkbox"/> yes <input type="checkbox"/> no
logbook entry <input type="checkbox"/> yes <input type="checkbox"/> no	" other <input type="checkbox"/> yes <input type="checkbox"/> no
fault isolation <input type="checkbox"/> yes <input type="checkbox"/> No	( " Describe in the "Describe Event/Situation" sector)

Component/System/Subsystem involved: \_\_\_\_\_

Was maintenance deferred?  yes  no

When was problem detected?  routine inspection  while aircraft was in service at gate  
 in-flight  pre-flight  
 taxi  other \_\_\_\_\_

**CONSEQUENCES/OUTCOME**

<input type="checkbox"/> flight delay	<input type="checkbox"/> gate return	<input type="checkbox"/> aircraft damage	<input type="checkbox"/> improper service
<input type="checkbox"/> flight cancellation	<input type="checkbox"/> in-flight shut down	<input type="checkbox"/> rework	<input type="checkbox"/> air turn back
			<input type="checkbox"/> other _____

**AIRCRAFT/AIRWORTHINESS STATUS**      **MISSION**      **OPERATOR**

(Check all that apply)

<input type="checkbox"/> aircraft released for service	<input type="checkbox"/> passenger	<input type="checkbox"/> air carrier	<input type="checkbox"/> government
<input type="checkbox"/> aircraft records completed	<input type="checkbox"/> cargo	<input type="checkbox"/> commuter	<input type="checkbox"/> military
<input type="checkbox"/> aircraft required documents aboard	<input type="checkbox"/> business	<input type="checkbox"/> corporate	<input type="checkbox"/> part 121
<input type="checkbox"/> not released for service	<input type="checkbox"/> training	<input type="checkbox"/> air-taxi	<input type="checkbox"/> part 135
<input type="checkbox"/> unknown	<input type="checkbox"/> pleasure	<input type="checkbox"/> charter	<input type="checkbox"/> repair station
	<input type="checkbox"/> other _____	<input type="checkbox"/> FBO	<input type="checkbox"/> self employed
		<input type="checkbox"/> flight school	<input type="checkbox"/> other _____

**TYPE OF AIRCRAFT (MAKE/MODEL) AND ENGINE TYPE**

type of aircraft \_\_\_\_\_ series \_\_\_\_\_ ATA Code \_\_\_\_\_  
aircraft zone \_\_\_\_\_ engine model \_\_\_\_\_ other \_\_\_\_\_

**DESCRIBE EVENT/SITUATION**

Keeping in mind the topics shown below, discuss those which you feel are relevant and anything else you think is important. Include what you believe really caused the problem, and what can be done to prevent a recurrence, or correct the situation. (CONTINUE ON THE OTHER SIDE AND USE ADDITIONAL PAPER IF NEEDED)

**CHAIN OF EVENTS**      **HUMAN PERFORMANCE CONSIDERATIONS**

- How the problem arose	- How it was discovered	- Perceptions, judgments, decisions	- Actions or inactions
- Contributing factors	- Corrective actions	- Factors affecting the quality of human performance	

National Aeronautics and Space Administration  
Ames Research Center  
Mail Stop 282-4  
Moffett Field, CA 94035-1000



NO POSTAGE  
NECESSARY  
IF MAILED  
IN THE  
UNITED STATES

Official Business  
Penalty for Private Use \$300

### BUSINESS REPLY MAIL

FIRST CLASS MAIL PERMIT NO. 12028 WASHINGTON, D.C.  
POSTAGE WILL BE PAID BY NASA



NASA AVIATION SAFETY REPORTING SYSTEM  
PO BOX 189  
MOFFETT FIELD CA 94035-9800



NATIONAL AERONAUTICS AND SPACE ADMINISTRATION	AVIATION SAFETY REPORTING SYSTEM
<p>NASA has established an Aviation Safety Reporting System (ASRS) to identify issues in the aviation system which need to be addressed. The program of which this system is a part is described in detail in FAA Advisory Circular 00-46D. Your assistance in informing us about such issues is essential to the success of the program. Please fill out this postage free form as completely as possible, fold it and send it directly to us.</p>	<p>Section 91.25 of the Federal Aviation Regulations (14 CFR 91.25) prohibits reports filed with NASA from being used for FAA enforcement purposes. This report will not be made available to the FAA for civil penalty or certificate actions for violations of the Federal Air Regulations. Your identity strip, stamped by NASA, is proof that you have submitted a report to the Aviation Safety Reporting System. We can only return the strip to you, however, if you have provided a mailing address. Equally important, we can often obtain additional useful information if our safety analysts can talk with you directly by telephone. For this reason, we have requested telephone numbers where we may reach you.</p> <p><b>Thank you for your contribution to aviation safety.</b></p>
<p><b>NOTE: AIRCRAFT ACCIDENTS SHOULD NOT BE REPORTED ON THIS FORM. SUCH EVENTS SHOULD BE FILED WITH THE NATIONAL TRANSPORTATION SAFETY BOARD AS REQUIRED BY NTSB Regulation 830.5 (49CFR830.5).</b></p>	
<p><b>DESCRIBE EVENT/SITUATION (continued):</b></p>	

SECOND FOLD

SECOND FOLD



**A340****XYZ AIRWAYS  
FLIGHT CREW NOTICE****A340**

FLEET NOTICE: No. 99/99

APPLICABILITY: All A340 Pilots

Airbus Industrie has issued a Flight Operations Telex in connection with the following:

Subject: A330/A340 - ATA 22 - CONFLICTING FD INDICATIONS DURING TAKE-OFF

Two operators have reported that after take-off the crew noticed two different lateral commands from the left and right roll FD bars. Five different events have occurred: two on the same aircraft and for the same departure (RWY 09R/BPK 5J SID), two others on RWY 09R/BUZAD 3J with two different aircraft. One event occurred on departure from Athens.

The initial investigation shows that the events were due to a non- or late sequencing of the 'TO' waypoints by one FMS. In all the SIDS concerned there is a left turn after take-off. If the Flight Plan is correctly flown by the A/P (or by the crew) the aircraft will turn to the left. If the opposite FMS has not sequenced the waypoint (i.e. the left turn transition) it will continue to generate FD commands to continue the previous leg straight ahead and will thus command a right lateral FD order.

The above scenario is only a hypothesis but it can easily be confirmed by comparing the 'TO' waypoint displayed in the upper right corner of both navigation displays (ND) during the time the FD commands conflict.

Recommendations:

1. During pre-flight, review the SID and the associated turn direction. Once airborne, monitor the 'TO' waypoint on the ND. If the A/P F/D does not follow the intended flight path, select HDG on the FCU to track it.
2. If the same abnormality is encountered, make an appropriate tech log entry at the end of the flight.
3. Airbus would like a copy of the DFDR, a printout of the FM flight reports (from both FM) and a comprehensive crew report specifying the 'TO' waypoint identifier displayed on each ND and on each MCDU at the time of the occurrence.

APPROVED BY: \_\_\_\_\_ OPS ENGINEERING MANAGER

SIGNED: \_\_\_\_\_

ISSUING AUTHORITY: \_\_\_\_\_ HEAD OF FLIGHT CREW

SIGNED: \_\_\_\_\_

DATE ISSUED: \_\_\_\_\_ REMOVAL DATE: \_\_\_\_\_

**XYZ AIRLINES**

**CONFIDENTIAL**

REPORT CONCERNING AN INCIDENT INVOLVING [A/C TYPE] [REGN]  
AT ..... ON .....

INVESTIGATING BOARD: (Member 1)  
(Member 2)  
(Member 3)

IN ATTENDANCE: (CM 1)  
(CM 2)  
(CM 3)

---

CONTENTS:	SUMMARY	Page --
	INVESTIGATION OF CIRCUMSTANCES	Page --
	ANALYSIS	Page --
	CONCLUSIONS	Page --
	FINDINGS	Page --
	CAUSE	Page --
	RECOMMENDATIONS	Page --
	APPENDICES	X to X

[DISTRIBUTION LIST]

- 1
- 2
- 3
- 4
- 5
- 6
- 7
- 8

LOADING STATION

**NOTIFICATION TO CAPTAIN**



Flight No.	Aircraft Reg'n	Date	Prepared by:  (Signature)
------------	----------------	------	---------------------------------

**DANGEROUS GOODS (COMPATIBILITY GROUP MUST BE SHOWN IN CLASS COLUMN)**

Stn of Unloading	Air Waybill No. (last 4 digits)	No. of Pkgs	UN Number	Proper Shipping Name of Article	Class or Division	Subsidiary Risk	Net Qty or Transport Index per Package	Packing Group	Code (see below)	Loaded ULD or Position

**ADDITIONAL INFORMATION**

**OTHER SPECIAL LOAD**

Stn of Unloading	Air Waybill No. (last 4 digits)	No. of Pkgs	Description	Code (see below)	Loaded ULD or Position

CODE	Description
REX	Explosives
R	Explosives Category 1
RNG	Non-flam. compressed gas
RPG	Poisonous Gases
RFL	Flammable Liquids
RFS	Flammable Solids
RSC	Spontaneously Combustible
RFW	Dangerous When Wet
ROX	Oxidising Substances
ROP	Organic Peroxide
RPS	Poisonous Substances
RHF	Harmful
RIS	Infectious Substances
RRW	Radioactive Category 1
RRY	Radioactive Cat. 2/3
RCM	Corrosives
RMD	Misc. Dangerous Goods

I CONFIRM THAT THE ARTICLES LISTED ABOVE WERE LOADED AS SHOWN AND THAT THERE WAS NO EVIDENCE OF DAMAGED OR LEAKING

CAPTAIN'S SIGNATURE .....

**OTHER SPECIAL LOADS**

CODE	DESCRIPTION
AVI	Live Animals
CAO	Cargo Aircraft Only
HEA	Heavy Cargo
HUM	Human Remains
ICE	Dry Ice
PER	Perishable Cargo
VAL	Valuable Cargo

DISTRIBUTION: Original - Loading Station Pink - Captain Blue - Dispatch Yellow - Unloading Station

## Hazard Reporting System

---

Existing Condition

Recommended Corrective Action

---

Please detail the existing condition and any recommended corrective action. Use additional sheets as necessary. Drop in any Safety Suggestion box or mail to the Flight Safety Office. If you would like an update on any action please provide your name and phone or address. Thank you for your interest in the Flight Safety Program.

Date: \_\_\_\_\_ Organisation: \_\_\_\_\_ Name. (Optional) \_\_\_\_\_

Location: \_\_\_\_\_

### **Flight Safety Only**

Rcvd:	No:	Assigned to:
_____	_____	_____

**APPENDIX B**

**REFERENCE MATERIAL**

**&**

**SOURCES OF INFORMATION**

## APPENDIX B TABLE OF CONTENTS

	<u>PAGE</u>
TELEPHONE ENQUIRY CENTRES	B-3
PUBLICATIONS	B-4
INDUSTRY ORGANISATIONS	B-7
TRAINING ORGANISATIONS	B-9
MANUFACTURER INFORMATION	B-10
SUPPLIERS OF FLIGHT/PERFORMANCE MONITORING SYSTEMS	B-12
INTERNET WEB-SITES	B-14

## TELEPHONE ENQUIRY CENTERS

Name of Centre	Location	Operated by	Contact Details
EPIC	London (LHR)	British Airways	Tel: +44 181 513 0919 Fax: +44 181 513 0922
GAST	Munich	Munich Police Force	Tel: +49 89 979 1000 Fax: +49 77 293 4258
CRIC	Paris ORY & CDG	Airline Operator's Committees	
Prestige	Japan	Prestige International	
SAA EPIC	Johannesburg	South African Airways	Tel: +27 11 978 5710 Fax: +27 11 978 5564
REACT	Sydney	QANTAS	Tel: +61 29 691 8815 Fax: +61 29 691 8833
	Dubai	Emirates	Tel: +97 15 06 24 6628 Fax: +97 14 70 36 889
	Hong Kong	Cathay Pacific Airways	Tel: +852 2747 2509 Fax: +852 2322 6647
	Prague	Police/Airport authorities	
	Singapore	Singapore Airlines	Tel: +65 541 4562 Fax: +65 545 8227

## PUBLICATIONS

Company Publications connected with flight operations and engineering:

- Aircraft type FLIGHT OPERATIONS MANUALs, QRH, Flight Manuals and MEL
- Engineering expositions
- Cabin Crew Manual
- Operations Policy Manual
- Airport Services Manual
- Ground Handling Manual
- Security Manual
- Company Emergency Procedures Manual
- Aircraft type Loading Manuals

Other Books and Publications:

- \*IATA Dangerous Goods Regulations. Obtainable from:

For customers in Africa, the Americas, Europe and the Middle East:

Customer Services Representative	Tel: +1 514 390 67
International Air Transport Association	Fax: +1 514 874 9659
800, Place Victoria	email: sales@iata.org
PO Box 113, Montreal, Quebec	Web: www.iata.org
<u>Canada</u>	

For customers in Asia, Australia and Oceania:

77, Robinson Rd.	Tel: +65 438 4555
No. 05-00 SIA Building	Fax: +65 438 4666
<u>Singapore</u> 068896	

\*Also available in Chinese, French, German and Spanish language versions.

- The ICAO Convention and Annexes (***Refer to Annex 13***). Obtainable from:

ICAO Document Sales Unit	Tel: +1 514 914 8219
999, University St.	Fax: +1 514 954 6077
Montreal, Quebec H3C 5H7	email: icao@icao.org
<u>Canada</u>	Web: www.icao.int

- The United States FAR/AIM (Federal Aviation Regulations and Airman's Information Manual).

Federal Aviation Administration	Tel: +1 202 267-3883
800 Independence Ave SW	+1 202 267-3333 after hours
Washington, DC 20591	Web: www.faa.gov
<u>USA</u>	

FARS

[www.faa.gov/avr/afs/fars/far\\_idx.htm](http://www.faa.gov/avr/afs/fars/far_idx.htm)



Airman's Information Manual (AIM)

[www.faa.gov/atpubs/AIM/](http://www.faa.gov/atpubs/AIM/)

Also obtainable on CD-ROM.

Aviation Supplies and Academics  
7005 132nd Place SE  
Newcastle, Washington 9059-3153  
USA.

Web: [www.asa2fly.com/asa](http://www.asa2fly.com/asa)

Joint Aviation Authorities Europe Requirements  
Saturnusstraat 8-10  
PO Box 3000  
2130 KA Hoofddorp  
Netherlands

Fax: (31) (0) 23-5621714

Web: [www.jaa.nl](http://www.jaa.nl)

Joint Aviation Requirements (JARs)

Can be ordered online at:

[www.jaa.nl/catalogue/catalogue.html](http://www.jaa.nl/catalogue/catalogue.html)

The following publications contain useful information, which can be adapted to suit a particular operator's needs where the State does not provide an equivalent:

- The UK Civil Aviation Act
- The UK Air Navigation Order
- Air Operators Certificates - Information for Applicants and Holders
- The Mandatory Occurrence Reporting Scheme (CAP 382)
- JAR-OPS 1
- Training in the Handling and Carriage of Dangerous Goods (CAP 698)
- Ramp Safety Manual (CAP 642)

All the above (including a full catalogue of UK CAA publications), with the exception of the JAR-OPS 1, can be obtained from:

Westward Digital Ltd.  
37 Windsor St.  
Cheltenham, Gloucestershire, GL52 2DG  
United Kingdom

Web: [www.westward.co.uk](http://www.westward.co.uk)

Fax: 44 (1242) 584139

Books that may be considered to be essential reading include:

*Flying the Big Jets* (Stanley Stewart)

*The Final Call* (Stephen Barlay)

*How Safe is Flying?* (Laurie Taylor)

*The Naked Pilot and Handling the Big Jets* (David Beatty)

*Aviation Safety Programs - a Management Handbook, 2nd Edition* (Richard H. Wood)  
*Aircraft Accident Investigation* (Richard H. Wood and Robert W. Swegennis)  
*ICAO Accident Prevention Manual* (ICAO Document 9422-AN/923)

Aviation accident information publications containing accident summaries, loss records and statistics can be obtained on subscription from:

Airclaims, Ltd.  
Cardinal Point  
Newall Rd.  
Heathrow Airport, London, TW6 2AS  
England

Web: [www.airclaims.co.uk](http://www.airclaims.co.uk)

Airbus Industrie specialist publications:

*Coping with Long-Range Flying*  
*Getting to Grips with CAT II/CAT III Operations*  
*Getting to Grips with the Cost Index*  
*Getting to Grips with ETOPS*  
*Getting Hands-On Experience with Aerodynamic Deterioration*  
*Required Navigation Performance*

Obtainable from:

Airbus Industrie Customer Services  
Airlines Operations Support  
1, Rond Point Maurice Bellonte  
31707 Blagnac Cedex  
France.

Tel: +33 (0) 5 61 93 3015  
Fax: +33 (0) 5 61 93 2968/4465  
SITA: TLSB17X  
Telex: AIRBU 530526 F  
Web: [www.airbus.com](http://www.airbus.com)

Boeing Commercial Airplane Group information:

*The Role of Human Factors in Improving Aviation*  
[http://www.boeing.com/commercial/aeromagazine/aero\\_08/human.html](http://www.boeing.com/commercial/aeromagazine/aero_08/human.html)

*FOD Prevention Program*  
[http://www.boeing.com/commercial/aeromagazine/aero\\_01/s/s01/index.html](http://www.boeing.com/commercial/aeromagazine/aero_01/s/s01/index.html)

*Aging Airplane Systems*  
[http://www.boeing.com/commercial/aeromagazine/aero\\_07/agingair.html](http://www.boeing.com/commercial/aeromagazine/aero_07/agingair.html)

*Promoting Future Aviation*  
[http://www.boeing.com/commercial/safety/safe\\_future.htm](http://www.boeing.com/commercial/safety/safe_future.htm)

Contact information:

Boeing Commercial Airplane Group  
Boeing Airplane Services,  
P.O. Box 3707,  
MC 7R-72,  
Washington 98124-2207  
USA

Tel: +1 425-865-7950  
Fax: +1 425-865-7896  
Email: [airplaneservices@boeing.com](mailto:airplaneservices@boeing.com)  
Web: [www.boeing.com](http://www.boeing.com)

## INDUSTRY ORGANISATIONS

**African Aviation Safety Council (AFRASCO)**  
**PO Box 19085**  
**Nairobi**  
**Kenya**

Tel: +254 2 823000 x2083  
Fax: +254 2 823486

The regional air safety organisation for Eastern, Central and Southern Africa (formerly known as ECASAFI).

**Air Transport Association of America (ATA)**  
**1301 Pennsylvania Avenue NW**  
**Suite 1100**  
**Washington DC 20004-1707**  
**USA**

Tel: +1 202 626 4015  
Fax: +1 202 626 4019  
Web: [www.air-transport.org](http://www.air-transport.org)

The trade and service organisation of U.S. airlines.

**Arab Air Carriers Organisation (AACO)**  
**PO Box 13-5468**  
**Beirut**  
**Lebanon**

Tel: +961 1 861297  
Fax: +961 1 603140  
SITA: BEYXAXD  
Web: [www.aaco.org](http://www.aaco.org)

The trade and service association for Arab airlines. Contact the Secretary General.

**Association of Asia Pacific Airlines (APAA), Secretariat**  
**S/F, Corporate Business Centre**  
**151 Paseo de Roxas, 1225 Makati,**  
**Metro Manila**  
**The Philippines**

Email: [orienta@asiaonline.net](mailto:orienta@asiaonline.net)  
Web: [www.aapa.org.ph](http://www.aapa.org.ph)

The trade and service association for major Asian airlines. Contact the Secretariat.

**Australian Transport Safety Bureau (ATSB)**  
**Department of Transport and Regional Services**  
**PO Box 967**  
**Civic Square, ACT 2608**  
**Australia**

Tel: +61(0) 2-6274 7111  
+61(0) 6-257 4150  
Fax: +61(0) 2-6274 6474  
Web: [www.atsb.gov.au/aviation](http://www.atsb.gov.au/aviation)

Australia's government air accident investigating authority. Publishes periodic reviews of aircraft accidents and incidents in its 'Asia-Pacific AIR SAFETY' journal.

**Flight Safety Foundation**  
**601 Madison Street, Suite 300**  
**Alexandria, VA 22314**  
**USA**

Tel: +1 703 739 6700  
Fax: +1 703 739 6708  
Web: [www.flightsafety.org](http://www.flightsafety.org)

A non-profit organisation founded in the 1940s. It offers an impartial clearinghouse to disseminate objective safety information and promotes major flight safety seminars globally. The FSF also publishes seven scheduled periodicals and engages in special projects and studies to identify threats to safety, research problems and recommend practical solutions.

**International Air Transport Association**  
**800 Place Victoria**  
**PO Box 113**  
**Montreal, Quebec H4Z 1M1**  
**Canada**

Tel: +1 (514) 874-0202  
Fax: +1 (514) 874-9632  
Web: [www.iata.org](http://www.iata.org)

**International Association of Latin American  
Air Carriers (AITAL)** (*Asociacion Internacional de  
Transportadores Aereos Latinoamericanos*)  
**Apartado Aereo 98949**  
**Bogota**  
**Columbia**

The regional air safety organisation for Latin America.

Tel: +57 1 2957972  
Fax: +57 1 4139178  
Email: aital@latino.net.co

**International Federation of Airline Pilots Association  
(IFALPA), Interpilot House**  
**Gogmore Lane**  
**Chertsey, Surrey, KT16 9AP**  
**England**

Contact the Executive Director.

Tel: +44 (0) 1932 571711  
Fax: +44 (0) 1932 570920  
email: admin@ifalpa.org  
Web: www.ourworld.compuserve.com/hompages/ifalpa

**National Transportation Safety Board (NTSB)**  
**490 L'Enfant Plaza East, SW**  
**Washington, DC 20594-2000**  
**USA**

The U.S. government agency responsible for the investigation of aircraft accidents. Refer to NTSB Regulation *Part 830*.

Tel: +1 202 314-6100  
Web: www.nts.gov

**Transportation Safety Board of Canada**  
**Place du Centre**  
**200 Promenade du Portage, 4th Floor**  
**Hull, Quebec**  
**Canada**

The Canadian government air accident investigation authority.

Tel: +1 819 994 3741  
Fax: +1 819 997 2239  
Web: www.bst-tsb.gc.ca

**UK Air Accidents Investigation Branch**  
**Department of Transport**  
**DRA Farnborough, Hampshire, GU14 6TD**  
**England**

The U.K. governments air accident investigating authority. Publishes a monthly list of aircraft accident reports.

Tel: +44 (0)1252-510300  
Fax: +44 (0)1252-376999  
Web: www.open.gov.uk/aaib

**UK Civil Aviation Authority**  
**Safety Data Department**  
**Aviation House, Gatwick Airport South**  
**West Sussex, RH6 0YR**  
**England**

Maintains the UK Civil Aviation Authority's occurrence database. Publishes a monthly list of reported occurrences, together with brief details and status, and an amplified digest of selected events. Available on subscription.

Tel: +44 (0)1293-573220  
Fax: +44 (0)1293-573972  
Web: www.caa.co.uk

**The United Kingdom Flight Safety Committee**  
**The Graham Suite, Fair Oaks Airport**  
**Chobham, Woking, Surrey, GU24 8HX**  
**England**

Founded in 1959. Composed of experienced flight safety professionals drawn from UK airlines and associated industry agencies. The Committee, whose aim is to pursue the highest standards

Tel: +44 (0)1276-855193  
Fax: +44 (0)1276-855195  
Email: KFSC@compuserve.com

of flight safety for public transport operations, meets formally eight times a year. Full membership is available to European airlines and professional associations, and affiliated membership is offered to non-European airlines. Contact the Executive Secretary for details.

**International Society of Air Safety Investigators**  
**Technology Trading Park**  
**Five Export Drive**  
**Sterling, VA 20164-4421**  
**USA**

Tel: +1 703 430 9668  
Fax: +1 703 450 1745  
Email: [hq@isasi.org](mailto:hq@isasi.org)  
Web: [www.isasi.org](http://www.isasi.org)

## **TRAINING ORGANISATIONS**

The following reputable institutions provide formal courses in Flight Safety Management, Aircraft Accident Investigation and allied subjects. Courses are usually residential and vary from two to six week's duration:

**Cranfield College of Aeronautics,**  
**Cranfield, Bedfordshire, MK43 0AL** Web: [www.cranfield.ac.uk/coa/tech-atm.avfsafety.htm](http://www.cranfield.ac.uk/coa/tech-atm.avfsafety.htm)  
**England**

Tel: +44-1234-750111

**SAS Flight Academy**  
**SE-19587, Stockholm**  
**Sweden**

Tel: +46-8-797-4242  
Fax: +46-8-797-4241  
Web: [www.sasflightacademy.nu](http://www.sasflightacademy.nu)

**Southern California Safety Institute (SCSI)**  
**3838, Carson St.**  
**Suite 105, Torrance CA 90503**  
**USA**

Tel: +1 (310) 540 2162  
Fax: +1 (310) 540-0532  
Email: [scsi@ix.netcom.com](mailto:scsi@ix.netcom.com)  
Web: [www.scsi-int.com](http://www.scsi-int.com)

**Embry-Riddle Aeronautical University**  
**600 S. Clyde Morris Boulevard**  
**Daytona Beach FL 32114-3900**  
**USA**

Tel: 1-800-222-3728  
Email: [admit@db.erau.edu](mailto:admit@db.erau.edu)  
Web: [www.erau.edu](http://www.erau.edu)

(Graduate and undergraduate courses are available from SCSI and Embry-Riddle)

**Accident Investigation Bureau**  
**Lisbon**  
**Portugal**

(Courses conducted in Portuguese)

**Institut Francais de Securite Aerienn**  
**2, Place Rio de Janeiro**  
**75008 Paris**  
**France**

Tel: +33 1 44 95 29 41  
Fax: +33 1 44 95 29 41

Courses conducted in French

**Institute of Aviation Safety (IAS)**  
**c/o Swedavia/Luftfartsverket**  
**S-601 79 Norrkoeping**  
**Sweden**

Tel: +46 11 192000  
Fax: +46 11 130711  
Email: [swedavia@swedavia.lfv.se](mailto:swedavia@swedavia.lfv.se)  
Web: [www.swedavia.com](http://www.swedavia.com)

Courses conducted in English

**University of Southern California**  
**Aviation Safety Program**  
**Los Angeles, CA 90089-8001**  
**USA**

Tel: +1 213 743-4555  
Fax: +1 213 748 6342  
Email: barr@bcf.usc.edu  
Web: www.usc.edu/dept/engineering/AV.html

Specialised training in cabin safety and associated research is available from:

**The Civil Aeromedical Institute (CAMI)**  
**FAA-AAM-630**  
**PO Box 25082**  
**Oklahoma City, OK 73125**  
**USA**

Tel: +1 405 954 5522  
Fax: +1 405 954 4984  
Web: www.cami.jccbi.gov

Hands-on instruction is provided in the use of cabin and cockpit safety equipment (oxygen systems and equipment, fire-fighting equipment, personal survival equipment, etc). There are also practical aircraft slide evacuation and ditching exercises and live decompression training - probably the only decompression training facility accessible to the civil aviation community. The three-day (non-residential) course is free. Participants must be in possession of a current FAA Class 3 medical certificate (or equivalent) to be accepted for decompression training.

### **MANUFACTURER INFORMATION**

**Airbus Industrie**

1 Rond Point Maurice Bellonte  
31707 Blagnac Cedex  
France

GMT +1

**Boeing Commercial Airplane Group (BCAG)**

P.O. Box 3707 Mail Stop 14-HM  
Seattle, WA 98124  
USA

GMT -8

General Office  
Pager  
24hr Switchboard

(206) 655 8525  
(206) 986 6327  
(206) 655 2121

**Bombardier Aerospace**

P.O. Box 6087  
Station Centre-ville  
Montréal, Québec H3C 3G9  
Canada

GMT -5

Tel: 1 (514) 855-5000  
Fax: 1 (514) 855-7401

**Cessna Aircraft Company**

Mid-Continent Facility (Corporate Offices)  
P.O. Box 7704  
1 Cessna Blvd.  
Wichita, KS 67215  
USA

GMT -6

Corporate Office

(316) 517-6000

**de Havilland** GMT -5  
123 Garratt Blvd.  
Downsview, Ontario M3K 1 Y5  
Canada  
General Office/After Hours de Havilland Security (416) 633-7310  
After Hours Technical Help Desk Toronto (416) 375-4000  
After Hours Technical Help Desk Montreal (514) 855-8500

**EMBRAER - Empresa Brasileira de Aeronautica S.A.** GMT -3  
Av. Brig. Faria Lima, 2170 - Putim Tel: + 55 12 345-1000  
12227-901 - S. Jose dos Campos - SP Fax: + 55 12 321-8238  
Brazil

**Fokker Aircraft B. V.** GMT +1  
P.O. Box 12222  
1100 AE Amsterdam Zuidoost  
The Netherlands

**GE Aircraft Engines** GMT -5  
Engineering Division  
Mail rop: J-60  
1 Neumann Way  
Cincinnati, OH 45215-630  
USA  
General Office (513) 243 4659  
(513) 243 4660

**Lockheed Aeronautical Systems Company** GMT -5  
86 South Cobb Drive  
Marietta, GA 30063-0444  
USA  
General Office (404) 494 4861

**Pratt and Whitney Aircraft Engines** GMT -5  
400 Main St.  
East Hartford, CT 06108  
USA  
24 Hour number (203) 727 2000

**Rolls Royce Aircraft Engines** GMT 0  
P.O. Box 31  
Derby DE2 8BJ  
England  
Customer Support (44 332) 248 232

**SNECMA**  
Department Securite des Vols - YDES  
Direction Technique  
77550 Moissy Cramayel  
France  
General Office

GMT +1

33 1 60 59 82 54  
33 1 60 59 98 91

## **SUPPLIERS OF FLIGHT/PERFORMANCE MONITORING SYSTEMS**

AvSoft Ltd.  
Myson House  
Railway Terrace  
Rugby  
Warwickshire, CV21 3HL  
England

Tel: +44 (0) 1788 540898  
Fax: +44 (0) 1788 540933  
email: sales@avsoft.co.uk  
Web: www.avsoft.co.uk

British Airways (S742)  
PO Box 10  
Heathrow Airport, TW6 2JA  
England

Tel: +44 (0) 181 513 0225  
Fax: +44 (0) 181 513 0227  
Email: fdradmin@british-airways.com

The Sabre Group: Offers a consulting service through 10 offices world-wide.  
Contact through the Web at [www.sabre.com](http://www.sabre.com).

The Flight Data Company Ltd.  
The Lodge  
Harmondsworth Lane  
West Drayton, Middlesex, UB7 0LQ  
England

Tel: +44 (0) 181 759 3455  
Fax: +44 (0) 181 564 9064  
Web: www.fdata.demon.co.uk

Australian Transport Safety Bureau  
INDICATE Program  
15 Mort Street  
Canberra City ACT 2601  
PO Box 967  
Civic Square ACT 2608  
Australia

Tel: (02) 6274 7111  
Fax: (02) 6247 3117  
Web: [www.atsb.gov.au/aviation/index.cfm](http://www.atsb.gov.au/aviation/index.cfm)

**Note : The INDICATE Program software can be downloaded at no cost from the ATSB website, <http://www.atsb.gov.au/atsb/indicate/index.cfm>, or can be obtained from the above address.**

Penny & Giles Aerospace Ltd.  
6, Airfield Way  
Christchurch, Dorset, BH23 3TT  
England

Tel: +44 (0) 1202 481771  
Fax: +44 (0) 1202 484846  
Web: [www.users.dircon.co.uk/~pgdata/index.htm](http://www.users.dircon.co.uk/~pgdata/index.htm)



Honeywell  
Electronic & Avionics Systems  
Air Transport & Regional  
Mail Stop M/S 39, PO Box 97001,  
15001 N.E. 36th Street, Redmond, WA 98073-9701  
USA

Tel: (425) 885-8461  
Fax: (425) 885-8319  
Web: [www.honeywell.com](http://www.honeywell.com)

Avionica, Inc.  
14380 SW 139th Ct.  
Miami, FL 33186  
USA

Tel: (305) 559-9194  
Fax: (305) 254-5900  
Web: [www.avionica.com](http://www.avionica.com)

Austin Digital, Inc.  
3913 Medical Pkwy.  
Austin, TX 78756-4016  
USA

Tel: (512) 452-8178  
Fax: (512) 452-8170  
Web: [www.ausdig.com](http://www.ausdig.com)

L3 Communications  
Fairchild Recorders  
PO Box 3041, Sarasota, FL 34230  
USA

Tel: (941) 377-5500  
Fax: (941) 377-5509

sfim Industries  
Civil Aviation Department  
13, avenue Marcel Ramolfo Garnier  
91344 MASSY Cedex  
France

Tel: 33 1 69 19 67 03  
Fax: 33 1 69 19 69 17  
Web: [www.sfim.com](http://www.sfim.com)

Teledyne Controls  
Flight Information Management Systems  
12333 W. Olympic Boulevard  
Los Angeles, CA 90064  
USA

Tel: (310) 442-4275  
Fax: (310) 442-4324  
Web: [www.teledyne-controls.com](http://www.teledyne-controls.com)

## INTERNET WEB SITES

Airbus Home Page	<a href="http://www.airbus.com">www.airbus.com</a>
Aircraft/Fire Safety	<a href="http://www.fire.tc.faa.gov">www.fire.tc.faa.gov</a>
Air Safety Home Page USA	<a href="http://www.airsafe.com">www.airsafe.com</a>
Arab Air Carriers Organisation (AACO)	<a href="http://www.aaco.org">www.aaco.org</a>
Australian Transport Safety Bureau (ATSB)	<a href="http://www.atsb.gov.au/aviation">www.atsb.gov.au/aviation</a>
Aviation Link Index	<a href="http://www.connections.co.nz/squelch/aviation_links_page.htm">www.connections.co.nz/squelch/aviation_links_page.htm</a>
'Aviation Week'	<a href="http://www.aviationnow.com">www.aviationnow.com</a>
Boeing Home Page	<a href="http://www.boeing.com">www.boeing.com</a>
Civil Aviation Aeromedical Institute (CAMI)	<a href="http://www.cami.jccbi.gov">www.cami.jccbi.gov</a>
Commercial Aviation Computer-related Incidents	<a href="http://www.rvs.uni-bielefeld.de/publications/Incidents/">www.rvs.uni-bielefeld.de/publications/Incidents/</a>
EUROCONTROL	<a href="http://www.eurocontrol.be">www.eurocontrol.be</a>
Flight Safety Foundation	<a href="http://www.flightsafety.org">www.flightsafety.org</a>
Global Aviation Information Network	<a href="http://www.gainweb.org">www.gainweb.org</a>
ICAO	<a href="http://www.icao.int">www.icao.int</a>
International Federation of Airworthiness	<a href="http://www.ifairworthy.org/">www.ifairworthy.org/</a>
Swedish Board of Accident Investigation	<a href="http://www.havkom.se/english">www.havkom.se/english</a>
Transportation Safety Board of Canada	<a href="http://www.tsb.gc.ca">www.tsb.gc.ca</a>
UK Air Accident Investigation Branch	<a href="http://www.open.gov.uk/aaib/aaibhome.htm">www.open.gov.uk/aaib/aaibhome.htm</a>
UK AIC (Aeronautical Information Circulars)	<a href="http://www.ais.org.uk/publications.htm">www.ais.org.uk/publications.htm</a>
University of Southern California	<a href="http://www.usc.edu/dep/issm/AV.html">www.usc.edu/dep/issm/AV.html</a>
US Aviation Safety Reporting System (ASRS)	<a href="http://www.olias.arc.nasa.gov/ASRS/ASRS">www.olias.arc.nasa.gov/ASRS/ASRS</a>
US Federal Aviation Administration (FAA)	<a href="http://www.faa.gov">www.faa.gov</a>
US National Transportation Safety Board (NTSB)	<a href="http://www.nts.gov/Aviation/aviation">www.nts.gov/Aviation/aviation</a>

# **APPENDIX C**

## **ANALYTICAL METHODS**

**&**

## **TOOLS**

The Analytical Methods & Tools Appendix provided in Issue 1 of the OFSH has been superseded by the report published by GAIN Working Group B, *Guide to Methods & Tools for Airline Flight Safety Analysis*, dated December 2001. This report is publicly available via the Working Group B page on the GAIN web-site at:

[http://www.gainweb.org/Working%20Groups/WGB/working\\_group\\_b\\_.html](http://www.gainweb.org/Working%20Groups/WGB/working_group_b_.html).

**APPENDIX D**

**SAFETY SURVEYS**

**&**

**AUDITS**

**APPENDIX D TABLE OF CONTENTS**

	<u>PAGE</u>
SAFETY SURVEYS	D-3
AIRLINE SAFETY CULTURE INDEX	D-3
INDIVIDUAL SAFETY SURVEY EXAMPLE #1	D-4
INDIVIDUAL SAFETY SURVEY EXAMPLE #1	D-9
SAMPLE INDEPENDENT SAFETY PROGRAM AUDIT CHECKLIST	D-11
SAMPLE OPERATIONS AUDIT CHECKLIST	D-12
SAFETY AUDITS	D-13

This appendix contains samples checklists and surveys. Please tailor these documents to fit your specific organisation.

### Safety Surveys

A safety culture survey should be undertaken to 'benchmark' the company safety culture immediately before an Aviation Safety Management System is introduced and again, perhaps 12 months later, to measure the improvements in culture resulting from the use of the system.

The survey, using the questionnaire in this section, will reveal three major facets of the company and how it behaves.

- The difference (if any) in the way managers and workers see the culture
- Targets for resources (any 1 or 2 answers)
- A benchmark to measure any changes to procedures against a later survey.

### Airline Safety Culture Index

All employees of an airline, irrespective of the section in that they work, contribute to safety and are each personally responsible for ensuring a positive safety culture. The purpose of this questionnaire is to obtain your opinions about safety within the airline. It would be appreciated if you would answer all of the questions as honestly as possible. Give your own answers, not those of other employees.

You are required to give your name so we can contact you for clarification if necessary but all of your answers will be kept confidential and your reply will be de-identified.

Please complete the following section to best identify your position and job description and indicate your base.

Name .....

Phone: .....

Grade (if known).....

Job Title.....

Work Area.....

BASE.....

Please send this cover sheet and the completed questionnaire forms to: XXX

NOTE: This form will be destroyed as soon as data is recorded in the database.

**INDIVIDUAL SAFETY SURVEY SAMPLE #1**

Circle the appropriate number (1 to 5) in its box against each of the 25 questions. If you **strongly disagree** with the statement, **circle 1**. If you **strongly agree**, **circle 5**. If your opinion is somewhere in between these extremes, **circle 2, 3 or 4** (for **disagree, unsure** or **agree**).

Please respond to every question. Adding all the responses gives a safety culture score for the company, which is checked against known benchmarks.

Question Number	STATEMENT	COMPANY RATING				
		Strongly Disagree		Agree		
1	Employees are given enough training to do their tasks safely.	1	2	3	4	5
2	Managers get personally involved in safety enhancement activities	1	2	3	4	5
3	There are procedures to follow in the event of an emergency in my work area.	1	2	3	4	5
4	Managers often discuss safety issues with employees.	1	2	3	4	5
5	Employees do all they can to prevent accidents.	1	2	3	4	5
6	Everyone is given sufficient opportunity to make suggestions regarding safety issues	1	2	3	4	5
7	Employees often encourage each other to work safely.	1	2	3	4	5
8	Managers are aware of the main safety problems in the workplace.	1	2	3	4	5
9	All new employees are provided with sufficient safety training before commencing work.	1	2	3	4	5
10	Managers often praise employees they see working safely.	1	2	3	4	5
11	Everyone is kept informed of any changes, which may affect safety.	1	2	3	4	5
12	Employees follow safety rules almost all of the time.	1	2	3	4	5
13	Safety within this company is better than in other airlines.	1	2	3	4	5
14	Managers do all they can to prevent accidents.	1	2	3	4	5
15	Accident investigations attempt to find the real cause of accidents, rather than just blame the people involved.	1	2	3	4	5
16	Managers recognise when employees are working unsafely.	1	2	3	4	5
17	Any defects or hazards that are reported are rectified promptly.	1	2	3	4	5
18	There are mechanisms in place in my work area for me to report safety deficiencies.	1	2	3	4	5
19	Managers stop unsafe operations or activities.	1	2	3	4	5



Question Number	STATEMENT	COMPANY RATING				
		Strongly Disagree		Agree		
20	After an accident has occurred, appropriate actions are usually taken to reduce the chance of reoccurrence.	1	2	3	4	5
21	Everyone is given sufficient feedback regarding this company's safety performance.	1	2	3	4	5
22	Managers regard safety to be a very important part of all work activities.	1	2	3	4	5
23	Safety audits are carried out frequently.	1	2	3	4	5
24	Safety within this company is generally well controlled.	1	2	3	4	5
25	Employees usually report any dangerous work practices they see.	1	2	3	4	5
	<b>SAFETY CULTURE TOTAL:</b>					

### Notes for Flight Safety Officers

**Several separate results are obtained from a safety culture survey using this form:**

1. A 'benchmark' safety culture score that can be compared with similar companies world-wide.
2. A means of comparing the views of management with those of staff regarding the Company's safety culture.
3. A means of evaluating the results of any changes made to the company's safety management system when a follow-up survey is carried out.
4. Identification of areas concern, indicated by "1" and "2" responses which can assist in the allocation of safety resources.
5. A means of comparing the safety culture of different departments and/or operational bases.

**The higher the value, the better the safety culture rating. Use the following as a guide only but an average company safety culture score of 93 is considered a minimum. Anything less would suggest that improvements are needed.**

Poor safety culture	25-58
Bureaucratic safety culture	59-92
Positive safety culture	3-125.

Organisations with a **poor safety culture** treat safety information in the following way:

- Information is hidden
- Messengers are shot
- Responsibility is avoided
- Dissemination is discouraged
- Failure is covered up
- New ideas are crushed

Organisations with a **bureaucratic safety culture** treat safety information in the following way:

- Information may be ignored
- Messengers are tolerated
- Responsibility is compartmentalised
- Dissemination is allowed but discouraged
- Failure leads to local repairs
- New ideas present problems

Organisations with a **positive safety culture** treat safety information in the following way:

- Information is actively sought
- Messengers are trained
- Responsibility is shared
- Dissemination is rewarded
- Failure leads to inquiries and reforms
- New ideas are welcomed

### Safety Management System Monitoring

#### Implementation and Evaluation Checklist

The key elements of a safety management system can be measured and the attached checklist will assist in identifying areas (questions answered 'NO') that must be addressed.

	FACTOR		COMPANY RESPONSE	
MANAGEMENT	1	Is senior management committed to the Aviation Safety Management Program?	Yes	No
	2	Is there a written aviation safety policy, signed by the CEO?	Yes	No
	3	Has a safety manager been appointed?	Yes	No
	4	Is the safety reporting chain appropriate?	Yes	No
	5	Is the Safety Manager sufficiently supported within the organisation?	Yes	No
	6	Is there a Safety Committee?	Yes	No
	7	Is the Safety Manager credible?	Yes	No
	8	Is the Safety Manager an enthusiast for his or her job?	Yes	No
	9	Are the roles and responsibilities of the personnel in the Aviation Safety Management System documented?	Yes	No
	10	Are the values of management identified as being safety oriented?	Yes	No
	11	Are sufficient resources (financial, human, hardware) made available for the Aviation Safety Management System?	Yes	No

	12	Are there appropriate safeguards in place to ensure that the Aviation Safety Management System itself is properly evaluated?	Yes	No
	13	Have appropriate standards been documented?	Yes	No
	14	Is there an appropriate Emergency Response Plan?	Yes	No
HAZARD ASSESSMENT PROCEDURES	15	Is there an effective ongoing hazard identification program?	<b><u>YES</u></b>	<b><u>NO</u></b>
	16	Does the hazard identification program include a confidential reporting system?	YES	NO
	17	Are confidential reports properly de-identified?	YES	NO
	18	Are hazards associated with contracted agencies included in the Hazard Reporting System?	YES	NO
	19	Is there a procedure established for acknowledging safety-related reports?	YES	NO
	20	Is there a process whereby the hazards are continuously assessed for their risk potential (likelihood and severity)?	YES	NO
	21	Are the defences against the hazards identified?	YES	NO
	22	Does the process include the identification of the need for further defences or for hazard avoidance?	YES	NO
COMMUNICA-TION WITH MANAGEMENT	23	Is there an effective mechanism by which the Safety Manager or the Safety Committee reports to the CEO and can make recommendations for change or action?	YES	NO
	24	Is there an obligation on the part of the CEO to give formal response to any safety-related recommendations?	YES	NO
	25	In the event that the CEO makes an unfavourable response to a safety recommendation, is there a procedure whereby the matter is monitored by the Safety Manager or Safety Committee until a resolution is reached?	YES	NO
FEEDBACK	26	Are the results of hazard reports and safety suggestions made available to the initiator?	YES	NO
	27	Are the results of hazard reports and safety suggestions made widely available within the Company?	YES	NO
DOCUMENT-ATION	28	Is the process for risk assessment and management fully documented?	YES	NO
	29	Does the Aviation Management System require the recording of identified hazards and defences?	YES	NO
SAFETY-RELATED LITERATURE, COURSES AND SEMINARS	30	Is there a supply of safety-related literature (e.g., periodicals, magazines, books, articles, posters, videos) readily available to all employees who have safety responsibilities?	YES	NO
	31	Are employees encouraged and assisted in attending training courses and seminars related to safety?	YES	NO
	32	Are employees trained in the procedures and policy of the Aviation Safety Management System?	YES	NO

SAFETY INDUCTION AND CONTINUOUS TRAINING	33	Are new employees given sufficient training and checking in their technical duties prior to being permitted to operate either supervised or unsupervised?	YES	NO
	34	Is the continuation of training and checking of all employees adequate?	YES	NO
	35	Are employees given sufficient training in new procedures?	YES	NO
	36	Are trainers and checkers adequately trained and checked, both for competence and standardisation?	YES	NO

## INDIVIDUAL SAFETY SURVEY SAMPLE #2

Please answer the following questions.

1. Experience

Time in Company

Flight Crew \_\_\_\_\_

\_\_\_\_ 0-1 yr      \_\_\_\_ 5-9 yr

Ground Crew \_\_\_\_\_

\_\_\_\_ 2-4 yr      \_\_\_\_ 10 or more yrs.

2. Time in present position:

3. What, in your opinion, will cause the next accident? Listed below are some reasons taken from last year's survey to help you think of an answer for this question. Please consider them and choose the appropriate answer(s). Please explain your choice in a sentence or two.

- a. Complacency
- b. Violation of rules
- c. Mechanical problems/equipment
- d. Pilot/crew error
- e. Fatigue or other physical factors
- f. Working conditions
- g. Procedures on the ground or in the air.
- h. Other

4. What are the shortcomings of our Accident Prevention Program as it now exists'? listed below are some of the reasons taken from last year's survey to help you think of an answer for this question. Please consider them and choose the appropriate answer(s). Please explain your choice in a sentence or two.

- a. Lack of discussion about procedures
- b. Safety publications
- c. Dissemination of information
- d. Standardisation, training
- e. Lack of support or participation
- f. Communications
- g. Suggestions, surveys, etc.
- h. Other

5. What "close call" experiences have you had in the last 6 months?

6. What do you like about the safety program?

7. What ideas, comments or recommendations do you have about improving the safety program in general?

8. When was the last time you had a night training flight?

9. What other comments do you have for me?

10. Are there jobs that you do on a fairly routine basis for which you don't have suitable tools/equipment or you have to "jury rig" gear? Give specifics.
11. Have you received the amount of training you feel you needed to do your job well and safely? What additional training would you have wanted? What additional training do you still want?
12. Are there work routines/schedules that you would like to see changed? How?
13. Are there ground safety hazards on the station that "we live with" or have come to overlook that ought to be corrected? Please name.
14. Are there ground or flight procedures in use, which, in your opinion ought to be changed to enhance safety? Please name.

### SAMPLE INDEPENDENT SAFETY PROGRAM AUDIT CHECKLIST

1. Is the supervisor/senior manager involved in the flight safety program and supporting it?
2. Have all parts of the company safety program been implemented in this organisation?
3. Is this organisation getting adequate guidance and assistance from the flight safety office?
4. What training is provided to Flight Safety Officers? Is it adequate?
5. Does Flight Safety Officer have adequate staff?
6. What is the quality, depth and effectiveness of the safety inspection program? Is it doing any good?
7. What is the quality and depth of incident investigations?
8. Are recommendations resulting from accidents and incidents being followed?
9. Is the Hazard Report program effective? Is anyone using it? Is it doing any good?
10. Is flight safety information being distributed to those who need it?
11. Is there a flight safety committee? Is it effective?
12. Is there a plan for accident notification and investigation?
13. Are all reportable incidents being reported and investigated?
14. Do the people in this organisation understand the company safety policy?
15. Do the pilots support the company flight safety program?
16. Are new personnel receiving safety training?

### SAMPLE OPERATIONS AUDIT CHECKLIST (INTERNAL)

1. Does this organisation have an appointed Safety Committee member?
2. Are the pilots receiving the safety material that is sent to them?
3. Is there an effective pilot reading file?
4. Are pilots receiving safety information during briefings?
5. Is there a flight safety bulletin board?
6. Are the pilots familiar with the company safety policy and the company flight safety program?
7. Are they using the Hazard Reporting system?
8. Are they aware of recent aircraft accidents?
9. Are they familiar with current company flight safety standards?
10. Do new pilots receive safety orientation and training?
11. Are records of their currency in various types of operations maintained?
12. Does their schedule provide adequate crew rest?
13. Do they have adequate opportunity for meals?
14. Do they have adequate personal equipment?
15. Do they have access to medical personnel?
16. Do they know what to do in case of an accident? (to them or within the company?)
17. Are accident/incident/injury records kept in this organisation?
18. Does this organisation have regular flying safety meetings?
19. Are all company aviation safety standards being met?



## Safety Audits

### **Management and Organisation**

#### **Management Structure**

- i) Does the Company have a formal, written statement of corporate safety policies and objectives?
- ii) Are these adequately disseminated throughout the company? Is there visible senior management support for these safety policies?
- iii) Does the Company have a flight safety department or a designated flight safety officer?
- iv) Is this department or safety officer effective?
- v) Does the department/safety officer report directly to senior corporate management, to the CEO or the board of directors?
- vi) Does the Company support periodic publication of a safety report or newsletter?
- vii) Does the Company distribute safety reports or newsletters from other sources?
- viii) Is there a formal system for regular communication of safety information between management and employees?
- ix) Are there periodic company-wide safety meetings?
- x) Does the Company actively participate in industry safety activities, such as those sponsored by Flight Safety Foundation (FSF), International Air Transport Association (IATA) and others?
- xi) Does the Company actively and formally investigate incidents and accidents? Are the results of these investigations disseminated to other managers? To other operating personnel?
- xii) Does the Company have a confidential, non-punitive incident-reporting program?
- xiii) Does the Company maintain an incident database?
- xiv) Is the incident database routinely analysed to determine trends?
- xv) Does the Company use outside resources to conduct safety reviews or audits?
- xvi) Does the Company actively solicit and encourage input from aircraft manufacturers' product-support groups?

#### **Management and Corporate Stability**

- i) Have there been significant or frequent changes in ownership or senior management within the past three years?
- ii) Have there been significant or frequent changes in the leadership of operational divisions within the company in the past three years?
- iii) Have any managers of operational divisions resigned from the company because of disputes about safety matters, operating procedures or practices?

#### **Financial Stability of the Company**

- i) Has the company recently experienced financial instability, a merger, an acquisition or major reorganisation?
- ii) Was explicit consideration given to safety matters during and following the period of instability, merger, acquisition or reorganisation?
- iii) Are safety-related technological advances implemented before they are dictated by regulatory requirement, i.e., is the company proactive in using technology to meet safety objectives?

## **Management Selection and Training**

- i) Is there a formal management-selection process?
- ii) Are there well-defined management-selection criteria?
- iii) Is management selected from inside or outside the company?
- iv) Is operational background and experience a formal requirement in the selection of management personnel?
- v) Are first-line operations managers selected from the most operationally qualified candidates?
- vi) Do new management personnel receive formal safety indoctrination or training?
- vii) Is there a well-defined career path for operations managers?
- viii) Is there a formal process for the annual evaluation of managers?
- ix) Is the implementation of safety programs a specific management objective considered in the evaluation?

## **Work Force**

- i) Have there been recent layoffs by the Company?
- ii) Are a large number of personnel employed on a part-time or contract basis?
- iii) Does the Company have formal rules or policies to manage the use of contract personnel?
- iv) Is there open communication between employees and management?
- v) Is there a formal means of communication among management, the work force and labour unions about safety issues?
- vi) Is there a high rate of personnel turnover in operations and maintenance?
- vii) Is the overall experience level of operations and maintenance personnel low or declining?
- viii) Is the distribution of age or experience level within the Company considered in long-term company plans?
- ix) Are the professional skills of candidates for operations and maintenance positions evaluated formally in an operational environment during the selection process?
- x) Are multicultural processes and issues considered during employee selection and training?
- xi) Is special attention given to safety issues during periods of labour-management disagreements or disputes?
- xii) Are the safety implications of deteriorating morale considered during the planning and implementation of reduction in work force or other destabilising actions?
- xiii) Have there been recent major changes in wages or work rules?
- xiv) Does the Company have a Company-wide employee health maintenance program that includes annual medical examinations?
- xv) Does the Company have an employee-assistance program that includes treatment for drug and alcohol abuse?

## **Fleet Stability and Standardisation**

- i) Is there a Company policy concerning cockpit standardisation within the company's fleet?
- ii) Do pilots/flight-operations personnel participate in fleet-acquisition decisions?

## **Relationship with the Regulatory Authority**

- i) Are Company safety standards set primarily by the company or by the appropriate regulatory authority?
- ii) Does the Company set higher safety standards than those required by the regulatory authority?

- iii) Do the Company's safety standards meet or exceed U.S. Federal Aviation Regulations (FARs)/European Joint Aviation Requirements (JARs) criteria?
- iv) Does the Company have a constructive, co-operative relationship with the regulatory authority?
- v) Has the Company been subject to recent safety-enforcement action by the regulatory authority?
- vi) Does the regulatory authority refuse to recognise the licenses issued by some other countries?
- vii) Does the Company evaluate the licensing requirements of other countries when deciding whether to hire personnel who hold licenses issued by those countries?
- viii) Does the Company consider the differing experience levels and other licensing standards of other countries when reviewing applications for employment?
- ix) Does the regulatory authority routinely evaluate the Company's compliance with required safety standards?

### **Operations Specifications**

- i) Does the Company have formal flight-operations control, e.g., dispatch or flight following?
- ii) Does the Company have special dispatch requirements for extended twin-engine operations (ETOPS)?
- iii) Are fuel/route requirements determined by the regulatory authority?
- iv) If not, what criteria does the company use?
- v) Does each crewmember get copies of the pertinent operations specifications?

### **Operations and Maintenance Training - Training and Checking Standards**

- i) Does the Company have written standards for satisfactory performance?
- ii) Does the Company have a defined policy for dealing with unsatisfactory performance?
- iii) Does the Company maintain a statistical database of trainee performance?
- iv) Is this database periodically reviewed for trends?
- v) Is there a periodic review of training and checking records for quality control?
- vi) Are check pilots periodically trained and evaluated?
- vii) Does the Company have established criteria for instructor/check-pilot qualification?
- viii) Does the Company provide specialised training for instructors/check pilots?
- ix) Are identical performance standards applied to captains and first officers?
- x) Are training and checking performed by formally organised, independent departments?
- xi) How effective is the co-ordination among flight operations, flight training and flight standards?

### **Operations Training**

- i) Does the Company have a formal program for training and checking instructors?
- ii) Is there a recurrent training and checking program for instructors?
- iii) Does the Company have required training and checking syllabi?
- iv) Does this training include
  - a) Line-oriented flight training (LOFT)?
  - b) Crew resource management (CRM)?
  - c) Human factors?
  - d) Wind shear?
  - e) Hazardous materials?
  - f) Security?

- g) Adverse weather operations?
- h) Altitude and terrain awareness?
- i) Aircraft performance?
- j) Rejected takeoffs?
- k) ETOPS?
- l) Instrument Landing System (ILS) Category II and Category III approaches?
- m) Emergency procedures training, including pilot/flight attendant interaction?
- n) International navigation and operational procedures?
- o) Standard International Civil Aviation Organisation (ICAO) radiotelephone phraseology?
- p) Volcanic-ash avoidance/encounters?
- v) If a ground-proximity warning system (GPWS), traffic-alert and collision avoidance system (TCAS) and other special systems are installed, is specific training provided for their use? Are there clearly established policies for their use?
- vi) Are English-language skills evaluated during training and checking?
- vii) Is English-language training provided?
- viii) At a minimum, are the procedures contained in the manufacturer's aircraft operations manual covered in the training program?
- ix) Is initial operating experience (IOE) mandated?
- x) Is first/second officer IOE required to be conducted "in seat" rather than in the observer's seat?
- xi) Are there formal means for modification of training programs as a result of incidents, accidents or other relevant operational information?

### **Training Devices**

- i) Are approved simulators available and used for all required training?
- ii) Is most of the Company's training performed in the simulator?
- iii) Do the simulators include GPWS, TCAS, background communications and other advanced features?
- iv) Are simulators and/or training devices configuration-controlled?
- v) Has the company established a simulator/training device quality-assurance program to ensure that these devices are maintained to acceptable standards?
- vi) Does the regulatory authority formally evaluate and certify simulators?

### **Flight Attendant Training**

- i) Do flight attendants receive comprehensive initial and recurrent safety training?
- ii) Does this training include hands-on use of all required emergency and safety equipment?
- iii) Is the safety training of flight attendants conducted jointly with pilots?
- iv) Does this training establish policies and procedures for communications between cockpit and cabin crew?
- v) Are evacuation mock-up trainers that replicate emergency exits available for flight attendant training?

### **Maintenance Procedures, Policies and Training**

- i) Does the regulatory agency require licensing of all maintenance personnel?
- ii) Is formal maintenance training provided by the company for all maintenance personnel? Is such training done on a recurrent basis? How is new equipment introduced?
- iii) Does the Company have a maintenance quality assurance program?

- iv) If contract maintenance is used, is it included in the quality assurance program?
- v) Is hands-on training required for maintenance personnel?
- vi) Does the Company use a minimum equipment list (MEL)?
- vii) Does the Company's MEL meet or exceed the master MEL?
- viii) Does the Company have a formal procedure covering communications between maintenance and flight personnel?
- ix) Are "inoperative" placards used to indicate deferred-maintenance items? Is clear guidance provided for operations with deferred-maintenance items?
- x) Are designated individuals responsible for monitoring fleet health?
- xi) Does the Company have an aging-aircraft maintenance program?
- xii) Is there open communication between the maintenance organisation and other operational organisations, such as dispatch? How effective is this communication?
- xiii) Does the Company use a formal, scheduled maintenance program?
- xiv) Are policies established for flight and/or maintenance personnel to ground an aircraft for maintenance?
- xv) Are flight crew members ever pressured to accept an aircraft that they believe must be grounded?
- xvi) Are flight crews authorised to ground an aircraft for maintenance?

### **Scheduling Practices**

- i) Are there flight- and duty-time limits for pilots?
- ii) Are there flight- and duty-time limits for flight attendants?
- iii) Do the flight- and duty-time limits meet or exceed FARs/JARs requirements?
- iv) Do flight- and duty-time limits apply regardless of the type of operation, e.g., cargo, passenger, ferry, and charter?
- v) Does the Company train flight crewmembers to understand fatigue, circadian rhythms and other factors that affect crew performance?
- vi) Does the Company allow napping in the cockpit?
- vii) Are on-board crew-rest facilities provided or required?
- viii) Are there minimum standards for the quality of layover rest facilities?
- ix) Does the company have a system for tracking flight-and duty-time limits?
- x) Has the company established minimum crew-rest requirements?
- xi) Are augmented crews used for long-haul flights?
- xii) Are circadian rhythms considered in constructing flight crew schedules?
- xiii) Are there duty-time limits and rest requirements for maintenance personnel?

### **Crew Qualifications**

- i) Does the Company have a system to record and monitor flight crew currency?
- ii) Does the record-keeping system include initial qualification, proficiency checks and recurrent training, special airport qualifications, line-check observations and IOE observations for:
  - a) Pilots in command?
  - b) Seconds in command?
  - c) Flight engineers?
  - d) Instructors and check pilots?
  - e) Flight attendants?
- iii) Does the regulatory authority provide qualified oversight of instructor and check-pilot qualification?
- iv) Are the Company's simulator instructors line-qualified pilots?

- v) Does the Company permit multiple aircraft qualification for line pilots?
- vi) Do Company check-pilots have complete authority over line-pilot qualification, without interference from management?
- vii) If the Company operates long-haul flights, does it have an established policy for pilot currency, including instrument approaches and landings?
- viii) Does the Company have specific requirements for pilot-in-command and second-in-command experience in type for crew scheduling?

### **Publications, Manuals and Procedures**

- i) Are all flight crew members issued personal copies of their type operations manuals/FCOM and any other controlled publications?
- ii) How are revisions distributed?
- iii) How is the issue and receipt of revisions recorded?
- iv) Does the Company have an airline operations manual?
- v) Is the airline operations manual provided to each crewmember?
- vi) Is the airline operations manual periodically updated?
- vii) Does the airline operations manual define:
  - a. Minimum numbers of flight crewmembers?
  - b. Pilot and dispatcher responsibilities?
  - c. Procedures for exchanging control of the aircraft?
  - d. Stabilised-approach criteria?
  - e. Hazardous-materials procedures?
  - f. Required crew briefings for selected operations, including cockpit and cabin crewmembers?
  - g. Specific pre-departure briefings for flights in areas of high terrain or obstacles?
  - h. Sterile-cockpit procedures?
  - i. Requirements for use of oxygen?
  - j. Access to cockpit by non-flight crewmembers?
  - k. Company communications?
  - l. Controlled flight into terrain (CFIT)-avoidance procedures?
  - m. Procedures for operational emergencies, including medical emergencies, and bomb threats?
  - n. Aircraft de-icing procedures?
  - o. Procedures for handling hijacking and disruptive passengers?
  - p. Company policy specifying that there will be no negative consequences for go-arounds and diversions when required operationally?
  - q. The scope of the captain's authority?
  - r. A procedure for independent verification of key flight-planning and load information?
  - s. Weather minima, maximum cross- and tail-wind components?
  - t. Special minima for low-time captains?
- viii) Are emergency escape routes developed and published for flights in areas of high terrain?
- ix) Are all manuals and charts subject to a review and revision schedule?
- x) Does the company have a system for distributing time-critical information to the personnel who need it?
- xi) Is there a company manual specifying emergency-response procedures?
- xii) Does the company conduct periodic emergency-response drills?
- xiii) Are airport-facility inspections mandated by the company?
- xiv) Do airport-facility inspections include reviews of Notices To Airmen (NOTAMs)?
  - a. Signage and lighting?

- b. Runway condition, such as reverted rubber accumulations, foreign object damage (FOD), etc.?
- c. Crash, fire and rescue availability? Navigational aids (NAVAIDS)?
- d. Fuel quality?

**Dispatch, Flight Following and Flight Control**

- i) Does initial/recurrent dispatcher training meet or exceed FARs/JARs requirements?
- ii) Are operations during periods of reduced crash, fire and rescue (CFR) equipment availability covered in the company flight operations manual?
- iii) Do dispatchers/flight followers have duty-time limitations?
- iv) Are computer-generated flight plans used?
- v) Are ETOPS alternates specified?

THIS PAGE INTENTIONALLY LEFT BLANK



**APPENDIX E**

**RISK MANAGEMENT**

**PROCESS**

## APPENDIX E TABLE OF CONTENTS

E.1	GENERAL	E-3
E.2	HAZARD IDENTIFICATION & ANALYSIS	E-4
E.3	RISK MANAGEMENT PROCESS	E-4
	E.3.1.1 IDENTIFY THE HAZARDS	E-5
	E.3.1.2 ASSESS THE HAZARDS	E-6
	E.3.1.3 IDENTIFY THE DEFENCES	E-6
	E.3.1.4 ASSESS THE DEFENCES	E-6
	E.3.1.5 IDENTIFY THE NEED FOR HAZARD ELIMINATION & AVOIDANCE OR FOR FURTHER DEFENCES	E-6
	E.3.2 UNDERSTANDING SYSTEM COMPLEXITIES	E-7
	E.3.3 SYSTEM RISKS	E-7
	E.3.4 SYSTEM ACCIDENTS	E-7
	E.3.5 RISK IDENTIFICATION	E-8
	E.3.6 RISK CONTROL	E-9
	E.3.7 RISK ANALYSIS MATRIX	E-12
E.3.8	SAFETY PRECEDENCE SEQUENCE	E-13

## **E.1 GENERAL**

- E.1.1 This section is an overview of risk management theory. It is intended as a treatise to provide the background material necessary to understand the risk management process. This section does not necessarily describe how to implement a risk management programme.
- E.1.2 There will always be hazards, associated with the operation of any aircraft. Technical, operational and human errors induce the hazards. Hazards are the contributors to accidents. Accidents are the result of many contributors. Risk is the likelihood and severity of the specific potential accident. The aim of every flight safety programme therefore is to identify, eliminate, and control risks and associated hazards. **This is achieved by hazard analysis and the careful recording and monitoring of safety-related occurrences for adverse trends in order to prevent the recurrence of similar incidents which could lead to an aircraft accident.**
- E.1.3 Hazard analysis is the application of methods to identify hazards and evaluate associated risks. The functions, operations, tasks, steps, and criteria for design are evaluated to identify hazards and their risks.
- E.1.4 The purpose of internal feedback and trend monitoring programmes is to allow managers to assess the risks involved in the operations and to determine logical approaches to counteract them. There will always be risks in aviation operations. Some risks can be accepted. Some, but not all, can be eliminated. Others can be reduced to the point where they are acceptable. Decisions on risk are managerial; hence the term “risk management.”
- E.1.5 Risk management decisions follow a logical pattern. The first step is to accurately identify the hazards. The second step is to assess the hazards in the order of their risk potential and determine whether the organisation is prepared to accept that risk. The crucial points are the will to use all available information and the accuracy of the information about the hazards, because no decision can be better than the information on which it is based. The third step is to find and identify the defences that exist to protect against or control the hazards or even eliminate them. Step four is then to assess the defences for their effectiveness and consequences. Finally, as step five, each set of hazards needs to be critically examined to determine whether the risk is appropriately managed and controlled. The objective is to reduce the probability that a particular hazard will occur, or reduce the severity of the effects if it does occur. In some cases, the risk can be reduced by developing means to cope safely with the associated hazards.
- E.1.6 In large organisations, such as airlines, the costs associated with loss of human life and physical resources mean that risk management is essential. To produce recommendations that coincide with the objectives of the organisation, a systems approach to risk management must be followed. Such an approach, in which all aspects of the organisation's objectives and available resources are analysed, offers the best option for ensuring that recommendations concerning risk management are realistic.
- E.1.7 The system approach to risk management is known as system safety. It is the application of engineering and management principles, criteria, and techniques to optimise safety within the constraints of operational effectiveness, time, and cost throughout all phases of

the system life cycle. A system could be any entity, at any level of complexity, of personnel, procedures, materials, tools, equipment, facilities, aircraft, and software.

## ***E.2 HAZARD IDENTIFICATION AND ANALYSIS***

E.2.1 The objective of The Hazard Identification and Risk Analysis process is to provide the Company with a technique for early identification of the risks to which it is exposed. The technique should initially be applied retrospectively throughout the Company and then during the early stages of any new venture undertaken to provide essential information for project development decisions. By this process, safer and more efficient options can be adopted from the outset, minimising the later exposure to litigation, disruption and increased costs.

The benefits include:

- Opportunity to identify specific hazards and risks within a projects life-cycle
- Potential to review operating philosophies at an early stage before significant financial commitments are made
- Identifying differences from the level of standardisation already established
- Enhancing the existing procedures by identifying their latent risks
- Targeting expenditure in a structured way to improve safety and efficiency

E.2.2 The technique can also be used within the financial arena to concentrate expenditure in the areas designated as providing maximum benefit, in accordance with the Company philosophy and requirements. At times of expansion these requirements and priorities may be vastly different to those in recession.

E.2.3 An effective hazard identification system is characterised as being non-punitive, confidential, simple, direct and convenient. It should have an identifiable process for both action and feedback.

E.2.3 A hazard can be defined as the potential for harm, both unsafe acts and/or conditions that can result in accidents. There can be many contributory hazards associated with a potential accident or a specific risk.

E.2.5 The degree of risk is based on the likelihood that damage or harm will result from the associated hazards and the severity of the consequences.

E.2.6 Hazard identification and risk management should be undertaken:

- During implementation of the safety program and then on a frequent basis depending of the complexity of operations and associated risks
- When changes are planned. If the organisation is undergoing rapid change, such as rapid growth and expansion, new route structures or acquisition of other aircraft types, new systems

## ***E.3 RISK MANAGEMENT PROCESS***

3.3.1 The process of risk management can be divided into the following five steps:

### E.3.1.1 Identify the Hazards

There are many ways of identifying hazards and quantifying risks, but success requires lateral thinking by people who are unencumbered by past ideas and experiences. The hazards of an operation may be obvious, such as lack of training, or they may be subtle, such as the insidious effects of long-term fatigue.

Each hazard, once identified, should be recorded without fear or favour.

Depending on the size and complexity of your operation, there are several useful methods of identifying hazards:

- Brainstorming - small discussion groups meet to generate ideas in a non- judgmental way
- Formal review of standards, procedures and systems
- Staff surveys or questionnaires
- One person standing back from the operation and critically watching
- Internally or externally conducted safety assessments
- Confidential reporting systems

Formal methods and techniques can be applied such as, system safety analysis, job safety analysis, energy trace and barrier analysis, procedure analysis checklists, and task analysis. There are a number of appropriate references for sources of analysis methods and techniques.<sup>1</sup>

#### **Small operator:**

The small non-commercial operator simply needs to apply discipline and allocate time to critically look at all facets of the company's operations and systems, and identify the hazards. You need to take action to either eliminate the hazards where possible, or vary the operation, or change a design in some practical way that will offer protection from the hazards and there associated risks in order to ensure acceptable risk.

#### **Medium-large operator/airline:**

Establishing discussion groups with as many staff and line managers as practical is a good method to identify hazards. The group discussions will also encourage staff to become more actively involved in establishing your safety program.

The purpose of the discussion groups is to provide a structured method of identifying those hazards and risks, which are most likely to cause injury or damage. The number of participants will depend on the size of the organisation, probably three or four for a medium company and up to eight people for a regional airline.

It is a good idea to have a number of groups each representing the various functional areas, i.e. flight operations, ground crew, maintenance and engineering, pilots and cabin crew. Each group should run with participants from the same functional area, e.g. all pilots or all engineers, and so on.

---

<sup>1</sup> Hazard Analysis Handbook, International System Safety Society 2<sup>nd</sup> Edition.

One example of a system for proactively identifying hazards is the ATSB INDICATE program. It describes how to set up groups and conduct a basic process for identifying safety hazards by following five simple steps:

- Identify potential airline hazards that may threaten the safety of passengers
- Rank the severity of hazards
- Identify current defences
- Evaluate the effectiveness of each defence
- Identify additional defences.

### **E.3.1.2 Assess The Hazards**

The next step in the process is to critically assess the hazards and rank risks. Factors to consider are the likelihood of the occurrence and the severity of the consequences.

For example; an extensive in-flight fire may be an unlikely occurrence which would be catastrophic if it were to occur. It would rank above a bird strike which, although much more likely to occur, may be less severe. There are various ways of doing this type of assessment. They range from the subjective to the very analytical and objective.

### **E.3.1.3 Identify The Defences**

Once the hazards are identified and their risks approximately ranked, the defences (hazard controls) which exist to protect against the hazards should be identified.

Examples:

- A defence against an in-flight fire may be a fire extinguisher
- A defence against particular hazards would be to ensure that operating procedures are properly documented and implemented with compliance
- Automated caution and warning systems and contingency response

### **E.3.1.3 Assess The Defences**

The appropriateness of hazard controls is then assessed. How effective are the hazard controls? Would they prevent the occurrence (i.e. do they remove the hazard), or do they minimise the likelihood or the consequence? If the latter, to what extent is this true? An example of determining the effectiveness of a hazard control is to ask the question: Does the crew know how to use the fire extinguishers and are the extinguishers correctly maintained?

### **E.3.1.5 Identify The Need For Hazard Elimination And Avoidance Or For Further Defences**

Finally, each hazard and its hazard control need to be critically examined to determine whether the risk is appropriately managed or controlled. If it is, the operation may continue. If not, then steps should be taken to improve the hazard control or to remove or avoid the hazard. For example, an operator may provide recurrent training for crew in the correct use of fire extinguishers. In some instances, a range of solutions to a risk may be available. Some are typically engineering solutions (e.g. redesign) which are generally the most effective, but may be expensive. Others involve control (e.g. operating

procedures) and personnel (e.g. training) and may be less costly. In practice, a balance needs to be found between the cost and practicality of the various solutions.

At this point, all the Flight Safety Officer or the safety action group may be able to do is to recommend change or action to the CEO. Whether or not the recommendation is acted upon needs to be monitored and a further cycle of risk management carried out.

### **E.3.2 Understanding System Complexities**

E.3.2.1 Within the past few years' complex systems have evolved into sophisticated automated systems with many interactions and interfaces. These systems can be comprised of vast sub-systems of hardware, firmware, software, electronics, avionics, hydraulics, pneumatics, biomechanics, ergonomics, and human factors. There are further complications involving other considerations, like the potential for management oversight and the perception of risk. A more complete paradigm of a system risk should consider all of these complexities.

### **E.3.3 System Risks**

E.3.3.1 Consider a system as a composite, at any level of complexity. The elements of this composite entity are used together in an intended environment to perform a specific objective. There can be risks associated with any system and complex technical systems are everywhere within today's modern society. They are part of every day life, in transportation, medical science, utility, nuclear power, general industry, military, and aerospace. These systems may have extensive human interaction, complicated machines, and environmental exposures. Humans have to monitor systems, pilot aircraft, operate medical devices, and conduct design, maintenance, assembly and installation efforts. The automation can be comprised of extensive hardware, software, and firmware. There are monitors, instruments, and controls. Environmental considerations can be extreme: harsh climates, outer space, and ambient radiation. If automation is not appropriately designed, potentially unacceptable system risks or system accidents can result.

### **E.3.3 System Accidents**

E.3.3.1 System accidents may not be the result of a simple single failure, or a deviation, or a single error. Although simple adverse events still do occur, system accidents are the result of many contributors, combinations of errors, failures, and malfunctions. It is not easy to see the *system picture* or to *connect the dots* while evaluating multi-contributors within adverse events, identifying initial events, and subsequent events to the final outcome. System risks can be unique, undetectable, not perceived, not apparent, and very unusual. A novice investigator, analyst, or outside party can question the credibility of such diverse events.

E.3.3.2 Determining potential event propagation through a complex system can involve extensive analysis. Specific reliability and system safety methods such as software hazard analysis, failure modes and effects analysis, human interface analysis, scenario analysis, and modelling techniques can be applied to determine system risks, which can be the inappropriate interaction of software, human, machine, and environment.

### E.3.5 Risk Identification

E.3.5.1 The overall system objective should be to design a complex system with acceptable risks. Since Reliability is the probability that a system will perform its intended function satisfactorily, these criteria should also address the safety-related risks, which directly equate to failures or the unreliability of the system. This consideration includes hardware, firmware, software, humans, and environmental conditions.

E.3.5.2 From a system safety view, the problem of risk identification becomes even more complex, in that the dynamics of a potential system accident are also evaluated. When considering multi-event logic determining quantitative probability of an event becomes extensive, laborious, and possibly inconclusive. The model of the adverse event below, Figure E.1, represents a convention (an estimation) of a potential system accident with the associated top event --- the harm expected, contributory hazards, less than adequate controls, and possibly less than adequate verification. The particular potential accident has a specific initial risk and residual risk.

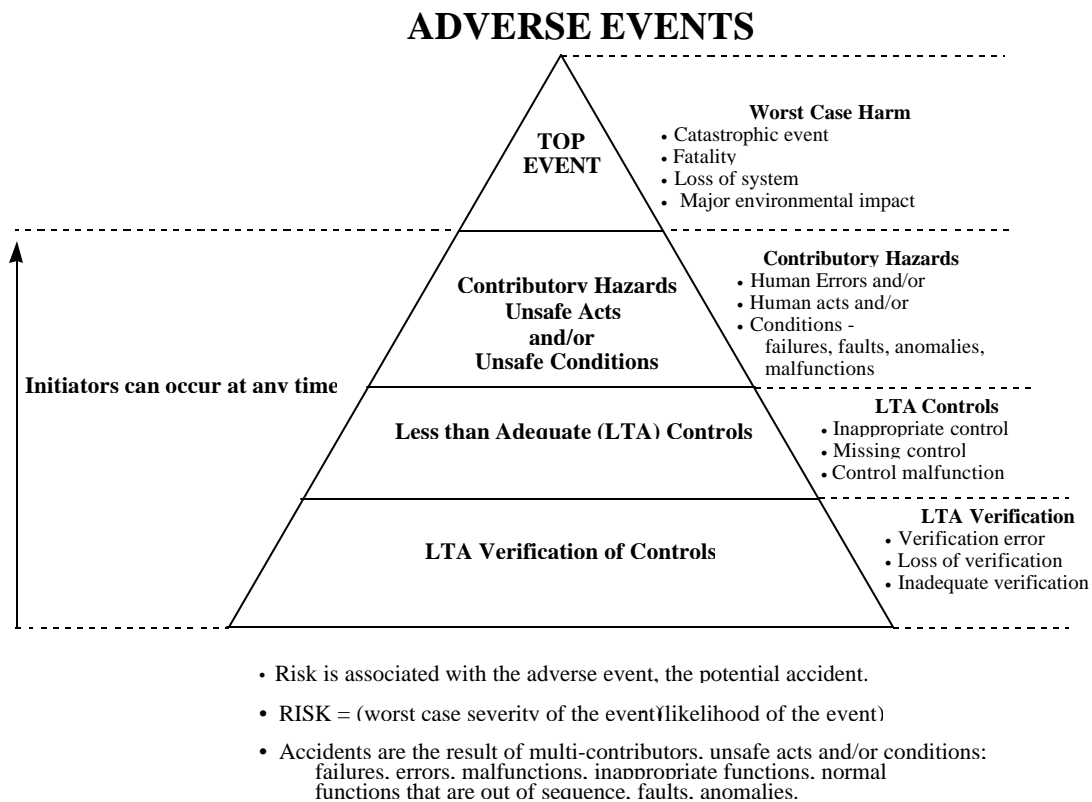


Figure E.1

E.3.5.3 Risk is an expression of probable loss over a specific period of time or over a number of operational cycles. Risk is comprised of two major potential accident variables, loss and likelihood. The loss relates to harm, or severity, or consequence. Likelihood is more of a qualitative estimate of loss. Likelihood estimates can be inappropriate since specific quantitative methods can be questionable considering mathematical debate and the lack



of relative appropriate data. There are further contradictions, which add to complexity when multi-event logic is considered. This logic includes event flow, initiation, verification/control/hazard interaction, human response, and software error.

E.3.5.4 The overall intent of system safety is to prevent the potential system accidents by the proactive elimination of associated risk, or controlling the risk to an acceptable level. One point is that reliance on probability as the total means of controlling risk can be inappropriate.

Figure E.2 illustrates multi-event logic.

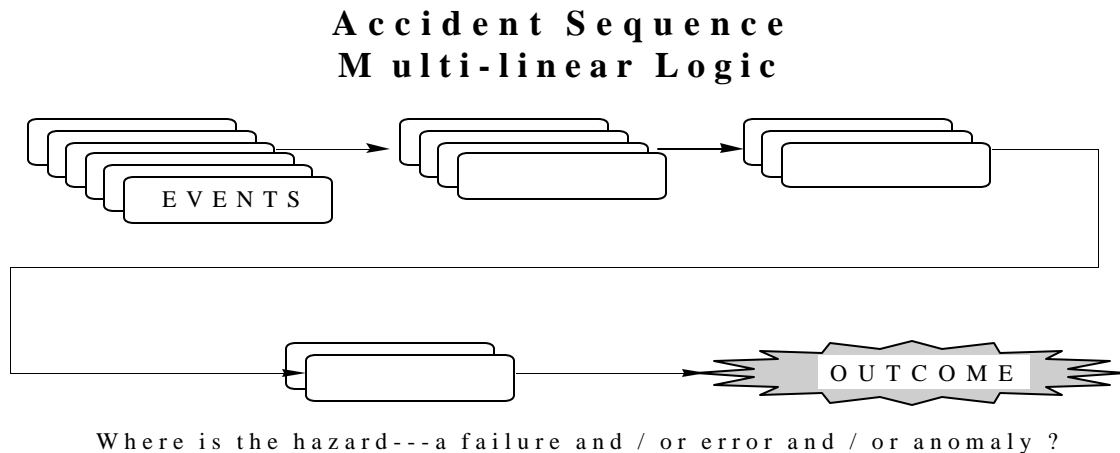


Figure E.2

### E.3.6 Risk Control

E.3.6.1 The concept of controlling risk is not new. Lowrance<sup>2</sup>, in 1935, had discussed the topic. It has been stated that...”a thing is safe if the risks are judged to be acceptable.” The discussion recently has been expanded to the risk associated with potential system accidents --- system risks. Since risk is an expression of probable loss over a specific period of time, two potential accident variables, loss and likelihood can be considered the parameters of control. To control risk either the potential loss (severity or consequence) or its likelihood is controlled. A reduction of severity or likelihood will reduce associated risk. Both variables can be reduced or either variable can be reduced, thereby resulting in a reduction of risk.

E.3.6.2 The model of an adverse event, above, is used to illustrate the concept of risk control. For example consider a potential system accident where reliability and system safety design and administrative controls are applied to reduce system risk. There is a top event, contributory hazards, less than adequate controls, and less than adequate verification. Controls can reduce the severity and / or likelihood of the adverse event.

E.3.6.3 For discussion, consider the potential loss of a single engine aircraft due to engine failure. Simple linear logic would indicate that a failure of the aircraft’s engine during flight

<sup>2</sup> Lowrance, William W., Of Acceptable Risk --- Science and the Determination of Safety, 1935, Copyright 1976 by William Kaufmann, Inc.

would result in possible uncontrolled flight into terrain. Further multi-event logic which can define a potential system accident would indicate additional complexities; loss of aircraft control due to inappropriate human reaction, deviation from emergency landing procedures, less than adequate altitude, and /or less than adequate glide ratio. *The reliability-related engineering controls in this situation would be just as appropriate to system safety. Consider the overall reliability of the engine, fuel sub-systems, and the reliable aerodynamics of the aircraft.* The system safety related controls would further consider other contributory hazards: inappropriate human reaction, and deviation from emergency procedures. The additional controls are administrative in nature: the design of emergency procedures, training, human response, communication procedures, and recovery procedures.

E.3.6.4 In this example, the controls above would decrease the likelihood of the event and possibly the severity. The severity would decrease as a result of a successful emergency landing procedure, where the pilot walks away and there is minimal damage to the aircraft.

E.3.6.5 This has been a review of a somewhat complex potential system accident. The hardware, the human, and the environment were evaluated. There would be additional complexity if software were included in the example. The aircraft could have been equipped with a fly-by-wire flight control system or an automated fuel system.

E.3.6.6 A number of examples are provided below in the following illustrations (Figures E.3 - E.5). Each illustration shows an actual system accident that has occurred. Their initiating hazards, contributory hazards, and primary hazards are indicated along with appropriate controls. These sorts of flow diagrams are helpful in conducting hazard analysis or accident reconstruction.

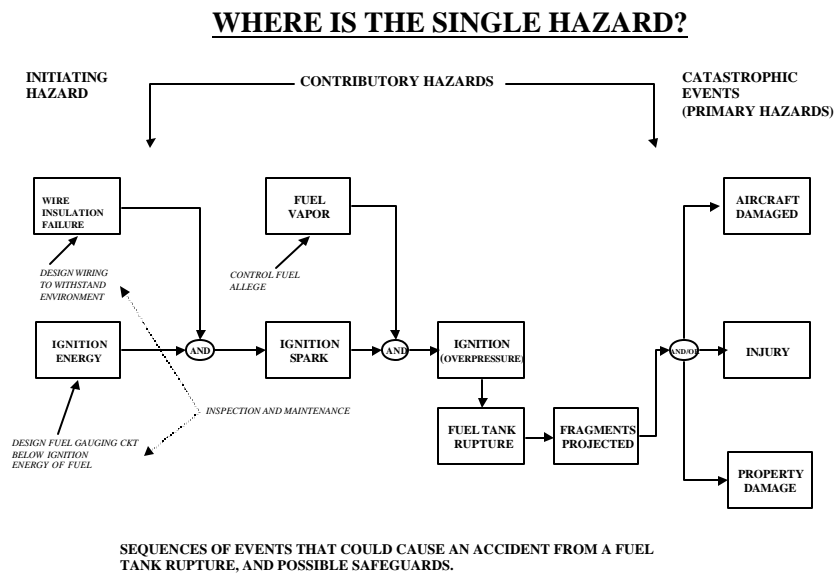


Figure E.3

## WHERE IS THE SINGLE HAZARD?

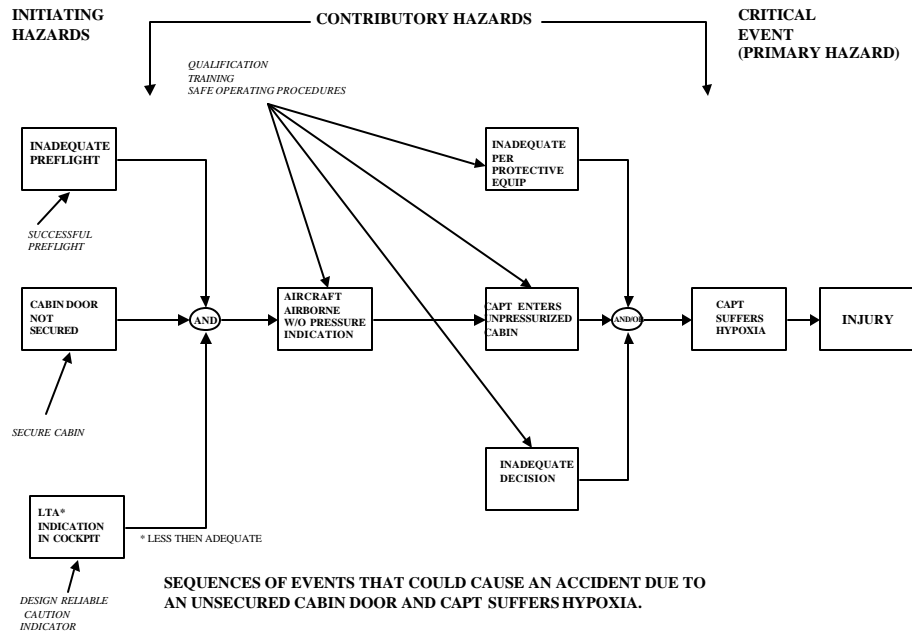


Figure E.4

## WHERE IS THE SINGLE HAZARD?

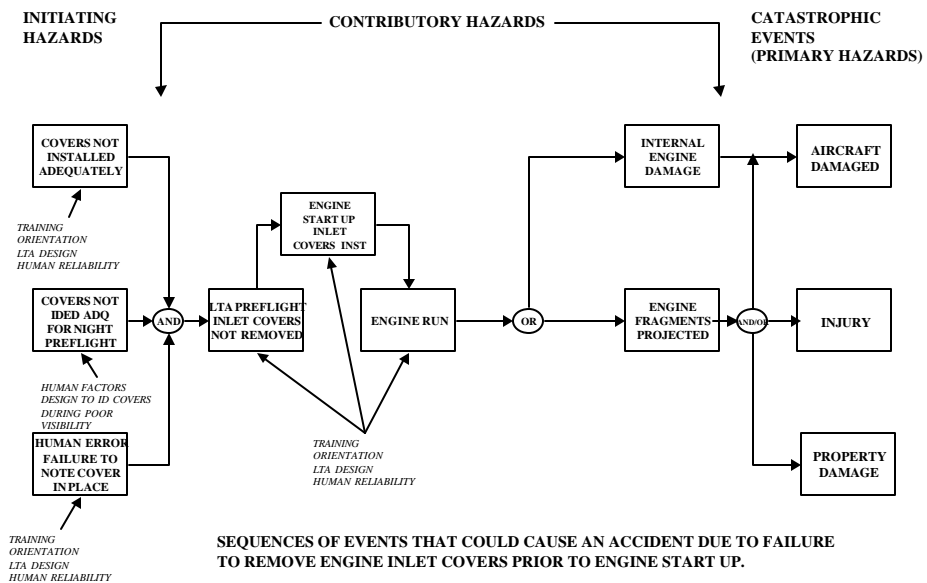


Figure E.5

### E.3.7 Risk Analysis Matrix

E.3.7.1 Using the Risk Analysis Matrix, it is possible to standardise the qualitative risk assessments, and categorise the hazards using the criteria the Company considers important. The matrix axes, consistent with the definition of risk, are Consequences and Probability. The consequences are ranked in increasing severity from 0 to 5 in the categories considered to be important to the Company and the probability is ranked in increasing probability from A to E. A typical risk assessment matrix is shown in Figure E.6.

Risk Analysis Matrix

Severity	Consequence					Increasing Probability				
	People	On Time Dep.	Assets	Environment	Reputation	A	B	C	D	E
	<b>P</b>	<b>T</b>	<b>A</b>	<b>E</b>	<b>R</b>	Never heard of in the industry.	Has occurred in the industry	Has occurred in BM	Has occurred several times in the industry	Has occurred several times in BM
0	No injury	No delay	No damage	No effect	No impact					
1	Slight injury	Less than 15 minutes	Slight damage	Slight effect	Slight impact	Low				
2	Minor injury	15 to 30 minutes	Minor damage	Minor effect	Limited impact					
3	Major injury	30 to 2 Hours	Major damage	Localised effect	Considerable impact			Medium		
4	Single fatality	2 to 4 hours	extensive damage	Major effect	National impact					
5	Multiple fatalities	Over 4 hours	Massive damage	Massive effect	International impact					High

Figure E.6

The Risk Analysis Matrix places the five categories at different levels of severity and in various degrees of probability, because it relates to the probability of the estimated potential consequences occurring. The degree of severity can also be set to reflect different requirements, such as company strategy and policy, Figure 3.7, or incident investigation and follow up requirements, Figure 3.8.

Company Strategy and Policy

Severity	Consequence					Increasing Probability				
	People	On Time Dep.	Assets	Environment	Reputation	A	B	C	D	E
	<b>P</b>	<b>T</b>	<b>A</b>	<b>E</b>	<b>R</b>	Never heard of in the industry.	Has occurred in the industry	Has occurred in BM	Has occurred several times in the industry	Has occurred several times in BM
0	No injury	No delay	No damage	No effect	No impact					
1	Slight injury	Less than 15 minutes	Slight damage	Slight effect	Slight impact					
2	Minor injury	15 to 30 minutes	Minor damage	Minor effect	Limited impact					
3	Major injury	30 to 2 Hours	Major damage	Localised effect	Considerable impact					
4	Single fatality	2 to 4 hours	extensive damage	Major effect	National impact					
5	Multiple fatalities	Over 4 hours	Massive damage	Massive effect	International impact					

(ALARP: As Low As Reasonably Practicable)

Figure E.7

## Incident Investigation and follow up

Severity	Consequence					Increasing Probability				
	People	On Time Dep.	Assets	Environment	Reputation	A	B	C	D	E
	P	T	A	E	R	Never heard of in the industry	Has occurred in the industry	Has occurred in BM	Has occurred several times in the industry	Has occurred several times in BM
0	No injury	No delay	No damage	No effect	No impact					
1	Slight injury	Less than 15 minutes	Slight damage	Slight effect	Slight impact					
2	Minor injury	15 to 30 minutes	Minor damage	Minor effect	Limited impact					
3	Major injury	30 to 2 Hours	Major damage	Localised effect	Considerable impact					
4	Single fatality	2 to 4 hours	extensive damage	Major effect	National impact					
5	Multiple fatalities	Over 4 hours	Massive damage	Massive effect	International impact					

Figure E.8

### E.3.8 Safety Precedence Sequence

E.3.8.1 A fundamental concept of hazard control is the Safety Precedence Sequence. The most effective way to control identified hazards is to eliminate them through design or engineering changes. If this is not possible or practical, the next course of action should be to use physical guards or barriers to separate potential unwanted energy flows or other hazards from potential targets. Warning devices should next be applied to any remaining hazards. As a last resort, after other methods have been exhausted, procedures and training should be used.

THIS PAGE INTENTIONALLY LEFT BLANK

**APPENDIX F**

**CORPORATE AVIATION DEPARTMENT**

**ACCIDENT RESPONSE TEAM**

**GUIDELINE EXAMPLE**

**"C.A.R.E."**

## APPENDIX F TABLE OF CONTENTS

	<u>PAGE</u>
C - CONFIRM	F-3
A - ALERT	F-3
R - RECORD	F-4
E - EMPLOYEES	F-4



There are many examples of accident response checklists available for use by the operator. One example is covered here to illustrate the basic requirements for response. It uses the acronym "CARE, for Confirm, Alert, Record, Employee.

### **C - Confirm**

- Get the name, entity, telephone number, fax number and address of the person calling-in the report.
- Try to make certain the caller is not perpetrating a hoax by calling him/her back. If necessary, verify the entity's phone number with long distance information.
- Presume anonymous calls regarding threats of sabotage or hostages as genuine. Try to record the exact words of the caller. Listen for identifiable background noise.
- If the call is from a foreign country, verify the caller's entity with the respective embassy of that country.
- Note the date and time of the accident/occurrence and the time you received notification.
- Obtain as much information from the caller as possible. For example:
  - Make and model of aircraft
  - Aircraft Registration number
  - Location of the accident or occurrence
  - Medical condition of persons involved
  - Names of the health care facilities providing treatment
  - Extent of damage to the aircraft
  - Whether police, fire, rescue or regulatory authority are enroute or on the scene
  - Whether other government agencies have been notified

### **A - Alert**

- Assess whether the accident or occurrence requires activating the complete Response Plan.
  - Refer to investigative authority recommendations (i.e. NTSB regulation Part 830)
  - Refer to any applicable corporate policies
  - Refer to your aircraft insurance policy
- Consider possible modifications to this Plan to meet the needs of the situation.
- Call the next primary or alternate member (the Senior Executive) of your Response Team.
- You will receive a confirmation call from the last Team member informing you of the name and phone number of each Team member notified.
- Instruct Switchboard Operators to direct incoming phone calls related to the accident to your location. Calls from the media should be directed to the Senior Executive or Public Relations Representative.
- Notify the regulatory and investigative authorities. For criminal acts such as sabotage, hostages or a bomb threat, notify the criminal authorities.
- Simply give the facts. Do not speculate or draw your own conclusions to explain anything.
- Contact law enforcement officials at the scene and, if necessary, authorize use of off-duty police for site security.
- Confirm the passenger/crew manifest. Obtain an accurate list of passengers and crewmembers involved in the accident from the Team Leader or flight department scheduler. Verify exact names, employers and contact telephone numbers.
- The Risk Manager will receive notification of the accident through this Plan. If your company does not have a Risk Manager, notify your aviation insurance broker and the field claims office nearest to the accident site.
- Carefully consider the advice of your aviation insurance claims professional.

- Contact those individuals who were to meet the aircraft at its intended destination. If the aircraft's destination was home base, co-ordinate with your Human Resources Specialist for family notification and arrangements.
- Make arrangements for the preservation of any wreckage.
- If you contract with an in-flight medical service, have them contact the hospital with passenger and crew medical histories.
- Ensure that crewmembers involved in the accident or occurrence receive medical evaluations as soon as possible and be sure a physician documents their condition.

## **R - Record**

- Retrieve the following original records, make copies for your own purposes and store the originals in a secure place for future reference or use by the regulatory or investigative authorities:
  - Weather reports for the airports closest to the location of the occurrence (METARs, terminal forecasts, Airmets, Sigmets, Notams)
  - All trip papers related to the aircraft and its flight, including weight and balance calculation
  - All personnel and training records for crew members involved, including pilot duty and rest records
  - All maintenance records, including airframe and engine logs and aircraft maintenance log sheets
- Have the Fixed Base Operator (FBO) who last fuelled the aircraft collect a fuel sample.

## **E - Employees**

- Inform flight department employees in person, if possible. If expediency is necessary, inform them via telephone. Do not leave a message other than for a return call.
- Do not inform other flight crews while they are flying. Wait until they arrive at their next destination.
- Advise employees not to discuss the accident with anyone outside the company, including the regulatory and investigative authorities or law enforcement, unless directed to do so by a company superior.
- Consider having the flight department "stand down" by giving employees one or more days off. This time-off may help employees with their emotional state.
- Assure employees this is not a disciplinary measure but is standard procedure for situations like this.
- Use this time to evaluate whether a company flight or maintenance procedure might have contributed to the cause of the accident.
- Use airlines or charters for flight schedules during this time.
- Consider sending your specially trained company representative to the accident site.  
*Note: Within the United States, it is within the discretion of the NTSB investigator-in-charge to allow participation in the field investigation by the companies whose employees, functions, activities or products were involved in the accident or incident and who can provide suitable qualified technical personnel to assist in the field investigation (49 CFR 831.11).* Dispatch that individual to the accident site. Have that person inform the local law enforcement, regulatory and investigative authorities and your aviation insurance claims specialist that he or she is on-scene as your company representative.
- If permitted by the investigator-in-charge, photograph the damaged aircraft and the scene.
- Keep your Team's Legal Representative informed on the status of your actions.

**APPENDIX G**

**HANDBOOK**

**SOURCE MATERIAL**

THIS PAGE INTENTIONALLY LEFT BLANK

## HANDBOOK SOURCE MATERIAL

1. *Flight Safety Manager's Handbook*, Airbus Industrie, Issue 1 March 99
2. *Airbus Industrie Safety Strategy*
3. *Guide to an Aviation Safety Management System*, UK Flight Safety Committee
4. *Aviation Safety Management System Implementation Document*, UK Flight Safety Committee
5. *Policy Document, Aviation Safety Management System*, UK Flight Safety Committee
6. *Aviation Safety Management, An Operator's Guide to Building a Safety Program*, Civil Aviation Safety Authority Australia, April 1998
7. *Proactively Monitoring Airline Safety Performance: INDICATE*, Bureau of Air Safety Investigation, Australia, October 1996.
8. *The BASI-INDICATE Safety Program, Implementation Guide*, Bureau of Air Safety Investigation, Australia, January 1998
9. *An Evaluation of the BASI-INDICATE Safety Program*, Bureau of Air Safety Investigation, Australia, 1998
10. *Corporate Aircraft Accident Response Plan*, United States Aircraft Insurance Group, 1996 - 1999
11. *The Dollars and Sense of Risk Management and Airline Safety*, Flight Safety Foundation Flight Safety Digest, December 1994
12. *Aviation Safety: Airline Management Self-Audit*, Flight Safety Foundation Flight Safety Digest, November 1996
13. *The Practice of Aviation Safety, Observations from Flight Safety Foundation Safety Audits*, Flight Safety Foundation, June 1990
14. *Safety Program Model*, Boeing Commercial Airplane Group
15. *Air Carrier Safety Departments, Programs, and the Director of Safety*, FAA Bulletin HBAAT 99-19 and HBAW 99-16, November 30, 1999.
16. *Air Carrier Internal Evaluation Programs*, FAA Advisory Circular 120-59, October 26, 1992.
17. *Dupont Corporate Culture Policy Statement*; Dupont Aviation, letter dated March 11, 2000.
18. *FAA System Safety Handbook, Draft*, FAA Office of System Safety, ASY-300, Washington, DC, February 2000.

THIS PAGE INTENTIONALLY LEFT BLANK

**APPENDIX H**

**HANDBOOK**

**FEEDBACK FORM**

THIS PAGE INTENTIONALLY LEFT BLANK



**HANDBOOK FEEDBACK FORM**

The GAIN Working Group A encourages the submittal of any comments and/or suggestions that will improve upon the content of this handbook for future revisions. Please submit this form to:

**GAIN Working Group A  
c/o Abacus Technology Corporation  
5454 Wisconsin Ave NW  
Suite 1100  
Chevy Chase, MD 20815  
USA  
Fax: +1 (703) 907-0036**

or email this form to:

**GAINweb@abacustech.com**

Name: \_\_\_\_\_

Title: \_\_\_\_\_

Company: \_\_\_\_\_

Mailing Address: \_\_\_\_\_  
\_\_\_\_\_

Phone & Fax Numbers: \_\_\_\_\_

Email: \_\_\_\_\_

1. Do you feel the handbook is complete? Yes \_\_\_\_\_ No \_\_\_\_\_

Suggestions for additional material to be include in future issues: \_\_\_\_\_  
\_\_\_\_\_  
\_\_\_\_\_

2. Was the handbook a valuable asset in carrying out your duties? Yes \_\_\_\_\_ No \_\_\_\_\_

Details: \_\_\_\_\_  
\_\_\_\_\_

3. Was there any material you felt should not have been included in the handbook?  
Yes \_\_\_\_\_ No \_\_\_\_\_

Details: \_\_\_\_\_  
\_\_\_\_\_  
\_\_\_\_\_

4. Would you recommend this handbook to colleagues and other professionals in the industry? Yes \_\_\_\_\_ No \_\_\_\_\_

5. Additional comments:

Thank you for providing your valuable inputs.

## INDEX

### A

Accident Investigation Report.....	5-7
Accident Investor's Kit.....	5-9
Accident/Incident - International Investigations.....	5-3
Accident/Incident Investigation & Reports.....	5-1
Accountable Manager - Definition.....	2-4
Acknowledgement of Contributors.....	iv
Arrangements for technical support.....	2-4

### C

#### CARE

Confirm, Alert, Record, Employee.....	F-3
Corporate Safety Culture, CEO Statement...i	
Cabin Safety.....	9-1
Cabin Safety Investigations.....	9-2
Cabin Safety Investigator.....	9-1
Code-Sharing Agreements.....	8-4
Committee, Flight Safety.....	3-1
Committee, Flight Safety - Agenda.....	3-3
Committee, Flight Safety - Managing.....	3-2
Committee, Flight Safety Membership.....	3-2
Company Safety Principles.....	2-4
Compliance & Verification (Quality System).....	3-9
Confidential Reporting Programs.....	3-7
Corporate Aviation Department Accident Response.....	F-1
Corporate Safety Responsibilities.....	2-3
Crew Resource Management (CRM).....	4-7

### D

Damp-Lease Aircraft Agreements.....	8-4
-------------------------------------	-----

### E

Elements of a Safety Management System.....	2-2
Elements of an Effective Safety Programme.....	1-1
Emergency Response - Corporate Guidelines.....	6-5
Emergency Response & Crisis Management.....	6-1
Emergency Response Organisation - Example.....	6-3
Employee Requirements.....	2-2
Ergonomics.....	4-1
Executive Commitment.....	2-1

### F

Feedback Form, Handbook.....	H-2
Flight Data Recorder (FDR) Collection/ Analysis.....	3-13
Flight Operations Management Organisation - Example.....	2-5
Flight Safety Committee - UK.....	8-3
Flight Safety Officer - Authority.....	2-8
Flight Safety Officer - Dimension.....	2-7
Flight Safety Officer - Job Description.....	2-7
Flight Safety Officer - Nature & Scope.....	2-7
Flight Safety Officer - Overall Purpose.....	2-7
Flight Safety Officer - Qualifications.....	2-8
Flight Safety Officer - Terms of Reference.....	2-9
Flight Safety Officer - Training.....	2-8
Flight Safety Reviews & Newsletters.....	3-16
FOQA Collection/Analysis.....	2-10
FOQA Programme, Benefits.....	2-11
FOQA Programme, Implementing.....	2-12
FOQA Programme, US FAA Demonstration Project.....	2-12
FOQA, In Practice.....	2-11

### G

Global Aviation Information Network (GAIN).....	1-1
<i>Guide to Methods &amp; Tools for Airline Flight Safety Analysis</i> .....	C-2

### H

Handbook Source Material.....	G-1
Hazard - definition.....	7-1
Hazard Analysis.....	E-3
Hazard Identification & Analysis.....	E-4
Hazard Report - Sample.....	A-3
Hazard Reporting.....	3-4
Human Error.....	4-1
Human Factors.....	4-1
Human Factors, Aim in Aviation.....	4-3
Human Factors, Circadian Rhythm Disturbance.....	4-5
Human Factors, Crew Performance.....	4-5
Human Factors, Crew Resource Management (CRM).....	4-7
Human Factors, Fatigue.....	4-5
Human Factors, Health.....	4-6
Human Factors, Line Oriented Flight Training (LOFT).....	4-9
Human Factors, Meaning of.....	4-1

## INDEX

Human Factors, Personality vs. Attitude.....4-6	Risk - definition.....7-1
Human Factors, Safety & Efficiency.....4-4	Risk Management.....7-1
Human Factors, Sleep deprivation.....4-5	Risk Management - Cost/Benefit Considerations.....7-5
Human Factors, Stress 4-6	Risk Management - Decision Making.....7-4
<b><u>I</u></b>	Risk Management Process.....E-5
IATA SAC.....3-3	Risk Management Theory.....E-3
Immunity-Based Reporting.....3-7	Risk Profiles.....7-3
Incident/Accident - Group Flow Chart.....5-5	Risk, True Cost 7-1
Incident/Accident Investigation Procedure.....5-5	<b><u>S</u></b>
Incident/Accident Notification.....5-2	Safety Culture Index.....D-3
Incident/Accident - Preparation.....5-6	Safety Management Policy Document.....2-4
Industry Associations & Organisations....3-3	Safety Policies, Standards, & Procedures..2-6
Industry Organisations.....B-7	Safety Practices - Contractors, Sub- Contractors, Third Parties.....8-1
Information, Flight Satey - Dissemination.....	Safety Practices - Partners.....8-2
..3-14	Safety Program Activities.....2-1
Internet Web-Sites.....B-14	Safety Program Audit - Internal.....D-12
<b><u>L</u></b>	Safety Program Audit Checklist - Sample.....D-11
Layout of the Manual.....xii	Safety Survey - Sample #1.....D-4
Liaison with Other Departments.....3-18	Safety Survey - Sample #2.....D-9
Line Oriented Flight Training (LOFT)....4-9	Safety Surveys.....D-3
<b><u>M</u></b>	Safety Trends Analysis.....3-9
Management Commitment.....2-2	SHEL Model.....4-1
Manufacturer Information.....B-10	Standardised Operating Procedures.....2-6
<b><u>N</u></b>	Suppliers - Flight Data Monitoring.....B-12
NOTAMS, Company.....3-16	System Safety.....E-3
<b><u>O</u></b>	<b><u>T</u></b>
Objective of the Handbook.....1-1	Telephone Enquiry Centres.....B-3
Occurrence Reporting - What Should Be Reported.....3-8	Training & Awareness, Safety - Management.....2-12
Occurrence Reporting Schemes.....3-7	Training & Awareness, Safety.....2-11
Organisational Extensions.....8-1	Training Implementation, Fundamentals.....2-13
Organisational Structures.....2-4	Training Organisations.....B-9
<b><u>P</u></b>	<b><u>W</u></b>
Personell, Safety - Recruiting, Retention, Development.....2-11	Wet-Lease Aircraft Agreements.....8-4
Provisions of Flight Safety Services.....2-4	
Publications.....B-4	
<b><u>R</u></b>	
Responsibility & Accountability.....2-10	