

Plenary Session: What's making a difference in safety?

Moderator: Bill Voss, Independent Adviser

Panelists

- Mr. Gerardo Hueto, Assistant Director (Safety and Flight Ops)
IATA
- Mr. Martin Eran Tasker, Technical Director, AAPA
- Ms. Juliana Goh, Assistant Director and Site Leader, MITRE Asia
Pacific Singapore
- Mr. Todd Sigler, Director, System Safety & Regulatory Affairs,
Boeing Commercial Airplanes

2018 Safety Performance



4.3 billion

passengers flew safely on

46.1 million flights

The all accident rate was **1.35** per 1 million flights.

That is one accident for every

740,000 flights



There was one major jet accident for every

5.4 million flights

This was better than 2013-2017 which
was one accident for every

3.4 million flights



All accident rate
for IOSA airlines
was more than

2X

better than
non-IOSA
airlines.

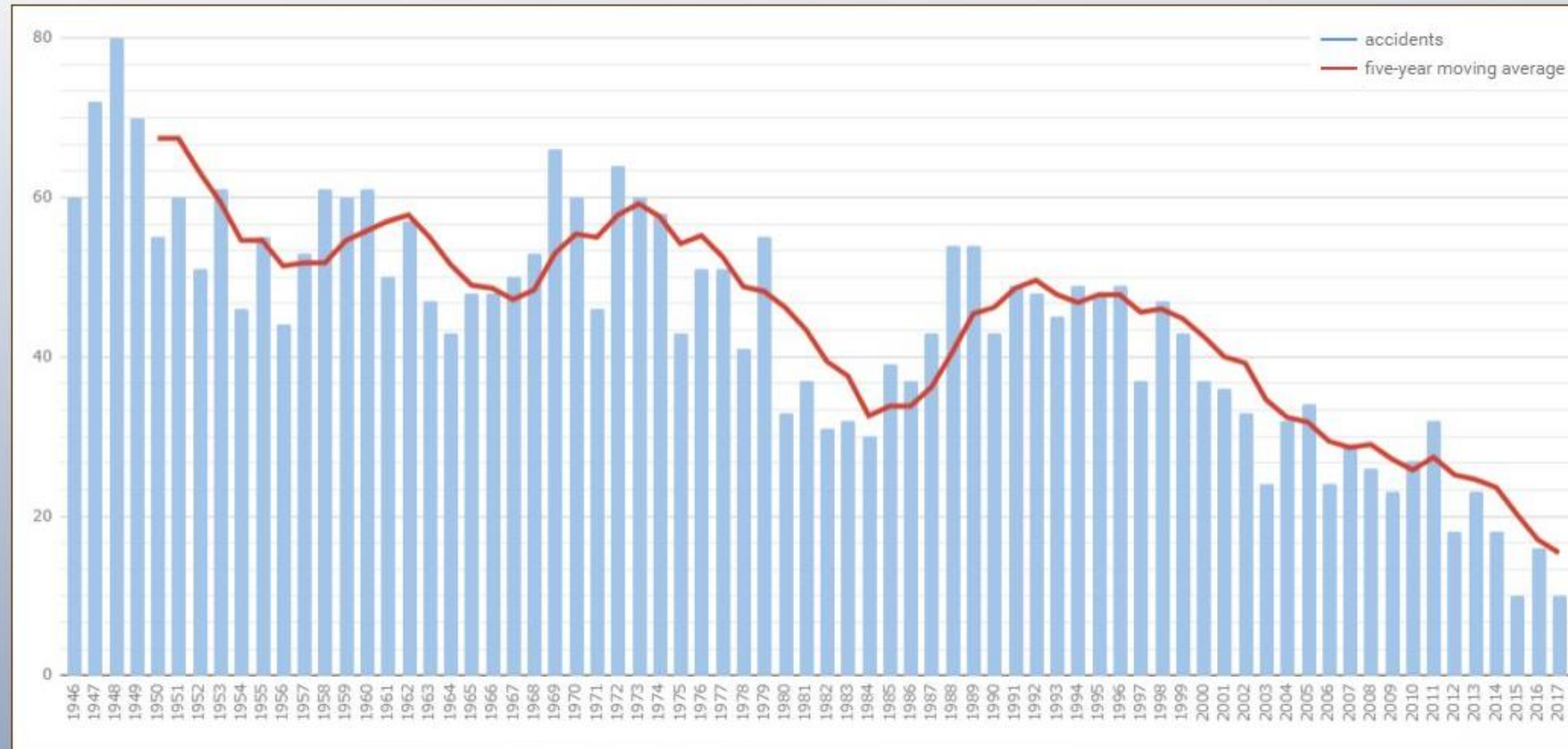
Four Criteria

for accident classification
(Validated by the Accident Classification
Technical Group)

- People on board
- Commercial flight
- Turbine powered aircraft,
MTOW \geq 5,700kg
- Aircraft sustained major
structural damage



Fatal Airliner Accident Rate 1947-2017



Statistics are based on all worldwide commercial (cargo and passenger) fatal accidents involving civil aircraft with a minimum capacity of 14 passengers, from the ASN Safety Database
<https://aviation-safety.net>



Aviation**Safety**Network

Changes – The Rise of Airline Groups

LATAM Airlines Group

- LAN
- LAN Cargo
- TAM Airlines (Brazil)
- TAM Paraguay
- TAM Airlines
- LAN Cargo Columbia
- LAN Ecuador
- LAN Peru
- LAN Argentina
- LAN Colombia
- LAN Express
- MasAir

AirAsia Group

- AirAsia
- AirAsia Cambodia
- AirAsia India
- AirAsia Sri Lanka
- AirAsia Vietnam
- Indonesia AirAsia
- Philippines AirAsia
- Thai AirAsia

Changes – The Rise of Airline Groups

Hainan Airlines Group

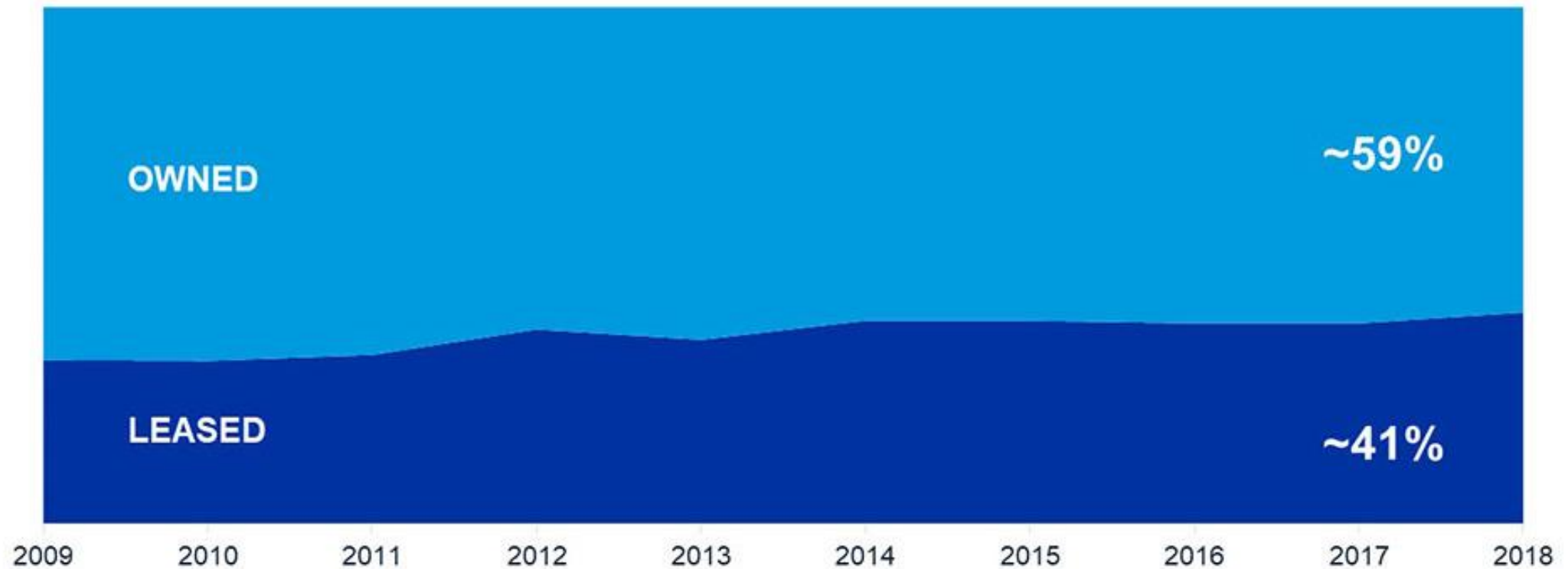
- Hainan Airlines
- Air Changan
- Lucky Air
- Tianjin Airlines
- Hong Kong Airlines
- Beijing Capital Airlines
- China Xinhua Airlines
- Fuzhou Airlines
- Guangxi Beibu Gulf Airlines
- Plus 9 more

Qantas Group

- Qantas
- Qantas Freight
- Jetconnect
- QantasLink
- Jetstar Airways
- Network Aviation
- Express Freighters Australia
- Plus 9 other minority interests based in other States

Changes - The Rise of Leasing

Industry share of global fleet on operating lease surpasses 40%



Source: Boeing Ascend analysis as of December 2018

Top Safety Issues

- Airport Infrastructure
- Cabin/Flight Deck
Smoke/Fire/Fumes
- Controlled Flight Into Terrain
- Dangerous Goods
- Ground Ops and Cargo
- Human Performance
- Loss of Control – In-flight
- Maintenance Error
- Mid-Air Collision
- Runway Safety

Emerging Safety Issues

- Smart Baggage
- Lithium Batteries
- Unmanned Aircraft Systems
- Cyber Security

ICAO Global Aviation Safety Plan Priorities

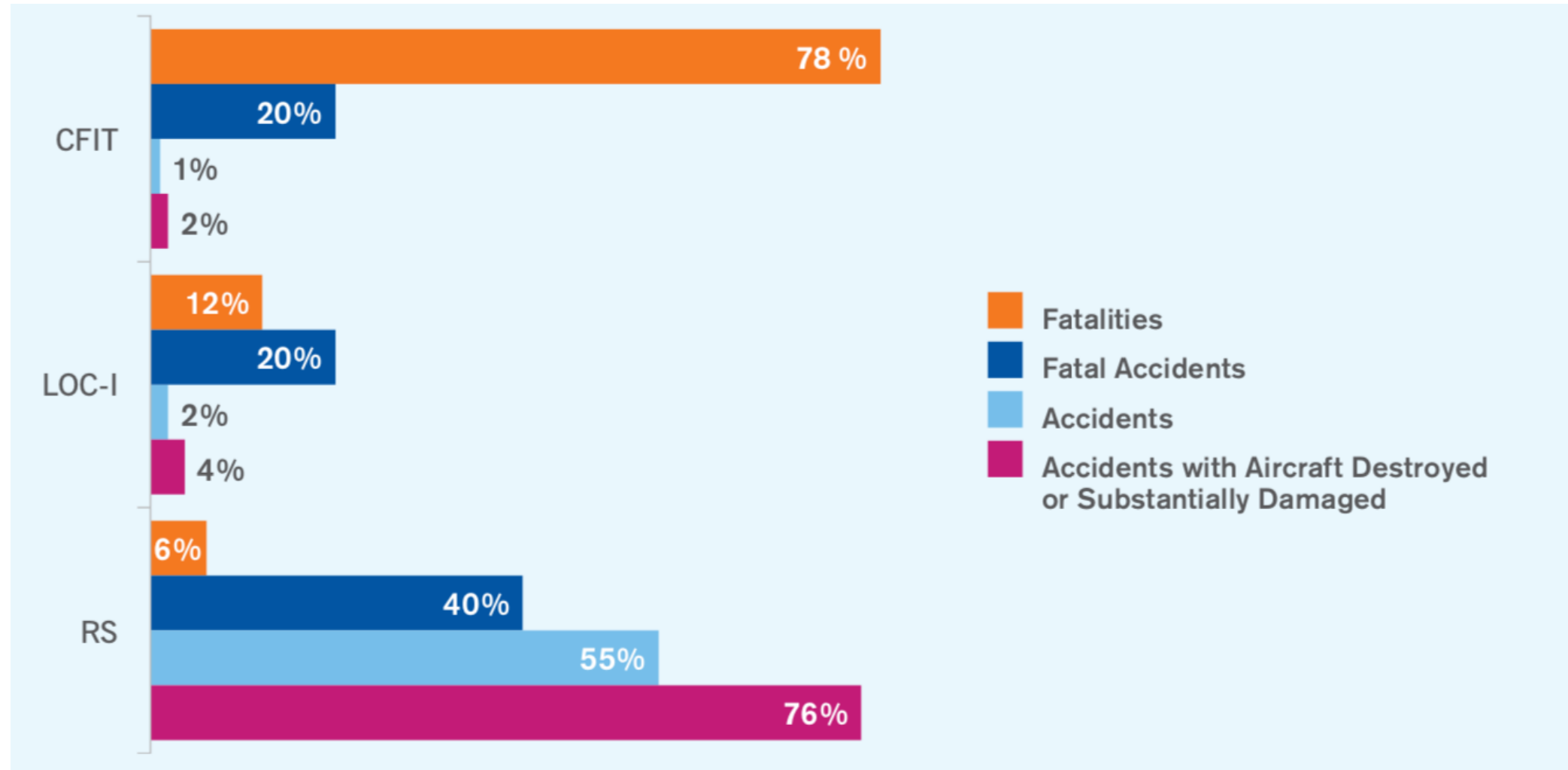
Current

- Runway Safety
- Loss of Control Inflight
- Controlled Flight Into Terrain

Emerging Priorities

- Global Flight Tracking
- Remotely Piloted Aircraft Systems
- Space Transportation
- Risk Arising from Conflict Zones

High-Risk Category Accident Overview



Top Safety Issues

- Airport Infrastructure
- Cabin/Flight Deck
Smoke/Fire/Fumes
- Controlled Flight Into Terrain
- Dangerous Goods
- Ground Ops and Cargo
- Human Performance
- Loss of Control – In-flight
- Maintenance Error
- Mid-Air Collision
- Runway Safety

Emerging Safety Issues

- Smart Baggage
- Lithium Batteries
- Unmanned Aircraft Systems
- Cyber Security